



WORK SPACE

CATALOGUE 2023
design for how people work.

Rockworth



**Modern Furniture
+
Smart Technology
+
Architectural Systems
=
Rockworth®**



THAT ENHANCE BUSINESSES
BY SUPPORTING PEOPLE
TO ACCESS THEIR
BEST WORK.

The Age Of
FLEXIBILITY

**WORKSPACE
SUPPORTING PEOPLE**

Over the past two decades, new technologies are driving the global change forward and continue to transform the way organizations work.

Nowadays, people can work more flexibly than ever before, new work styles have emerged that giving people choice over where, when and how they get their work done but despite all of this change.

...the role of making performing workspace for people remains essential for business success.

AFTER
50
YEARS



IN BUSINESS
OUR PROVEN TRACK RECORD IS
SOMETHING WE ARE INCREDIBLY PROUD OF.

INCREDIBLY
PROUD OF...

900

Members of Staff
Internationally

50

Years of
Experience

27

Countries
Contracted
Partner



17

Global Locations
Showroom

1,972

Trust Heritage



90,000m²

Manufacturing
Facilities



Office is the place where idea, creativity, innovation and success become real.

From here, we started the concept of 'SpaceWorks', the science of integrated solutions to create a modern office. It is a place where people work, meet and connect.



The way we work has changed. From the rise of mobile knowledge workers to generational changes and technological advances, many forces are continuously impacting how and where we work.

Nowadays, people can work more flexibly than ever before. To stay relevant in this fast-paced world, our work environments need to change.

The concept of 'SpaceWorks' will be the solution to create a Modern working environment by merging the modern spaces with the digital solutions, companies can give their employee the flexibility to work in the way that they need. Our variety of furnitures along with technology solutions designed to promote communication, movement and employee health.

Our solutions also support your people working on a diverse range of activities, from deep thinking to knowledge sharing and collaboration. As a result, the organization, can enhance the experience of the employees, leading to better them collaboration, more innovation, and more knowledge-sharing while decreasing office space cost which in turn boosts business performance.

WELCOME TO A

MODERN OFFICE

▼ we're entering the era of the
modern smart office.

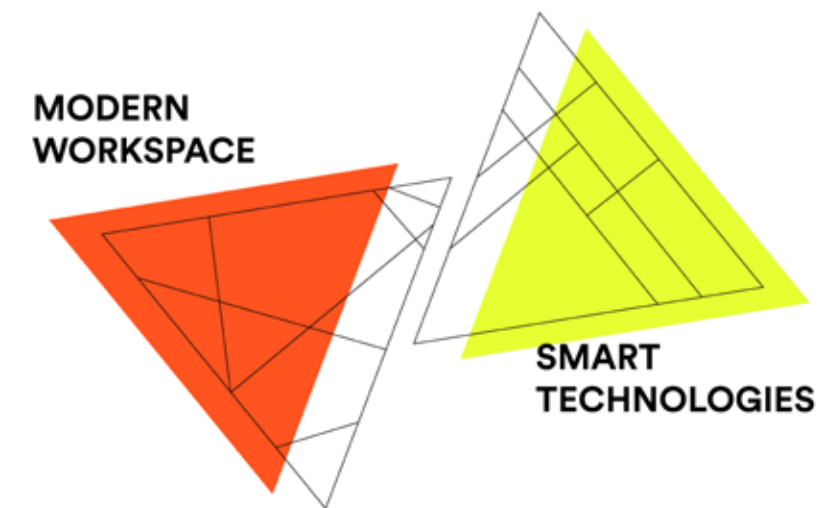
BUT WHAT DOES IT REALLY MEAN?

WHAT MAKES AN OFFICE 'SMART'?

Today's employees want to work in a way that suits them. Sitting or standing, a bustling central workspace or a smaller quiet space, indoor and outdoor areas, people want to move seamlessly between the buildings and spaces. Forward-thinking companies are creating flexible and modern spaces to increase collaboration and productivity. But they can do more. The office of the future is not just a beautiful building. It is a modern smart office.

It's about an integrated environment that combines thoughtful modern workspace and smart technology; forming a culture that enhanced productivity and employee experience to

▼ **WORK
smarter, better, and faster.**



Modern workspaces are designed to provide a variety of work setting and areas of an office that allow employees to choose based on a diverse range of tasks throughout the day, from deep thinking to knowledge sharing, collaboration and everything in between.

A smart Office refers to the use of connected technologies to support modern workspace in order to engage employees with their work environment.

THE IDEA

OF A NEW OFFICE

A GUIDE TO CREATE INSPIRING WORKSPACE

FURNITURE

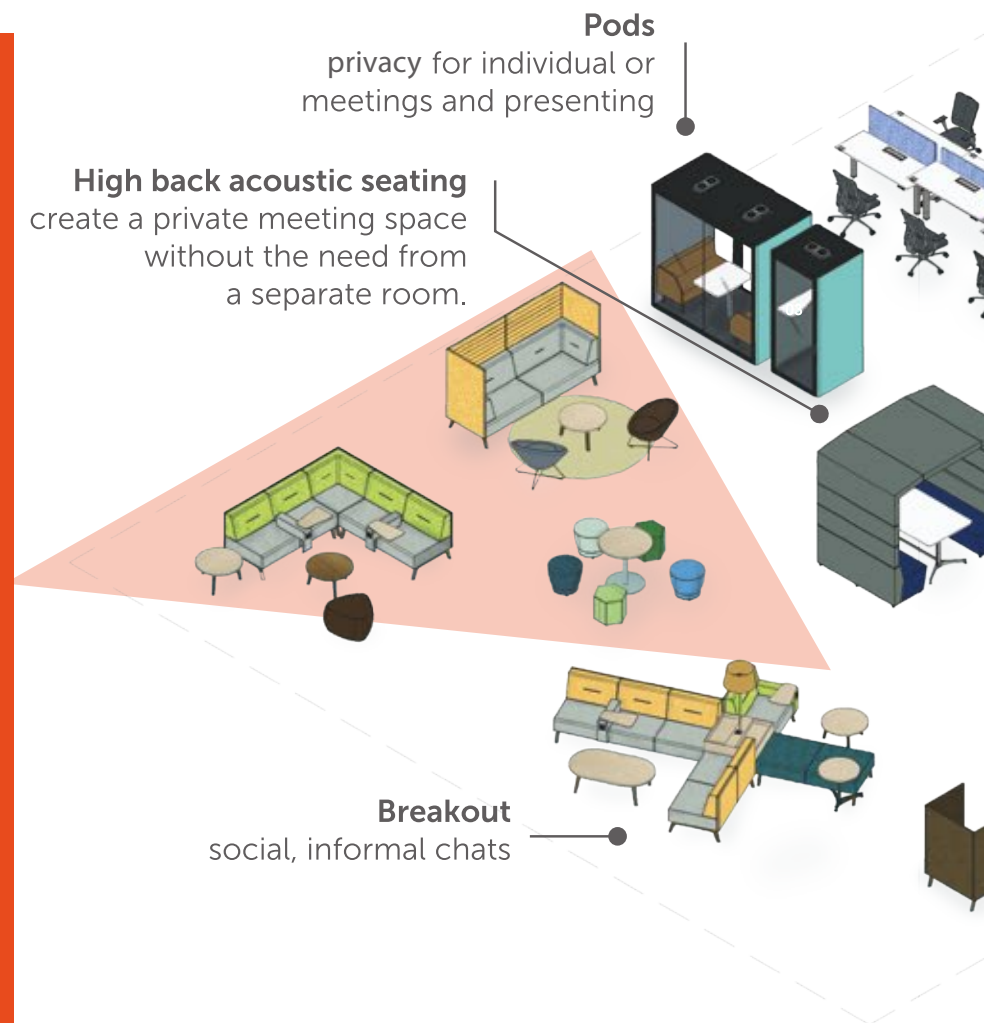
CREATE MODERN WORKSPACE
THAT SUPPORT COLLABORATION,
FOCUS, INNOVATION, LEARNING
AND SOCIALIZING.

ARCHITECTURAL & ACOUSTIC SYSTEMS

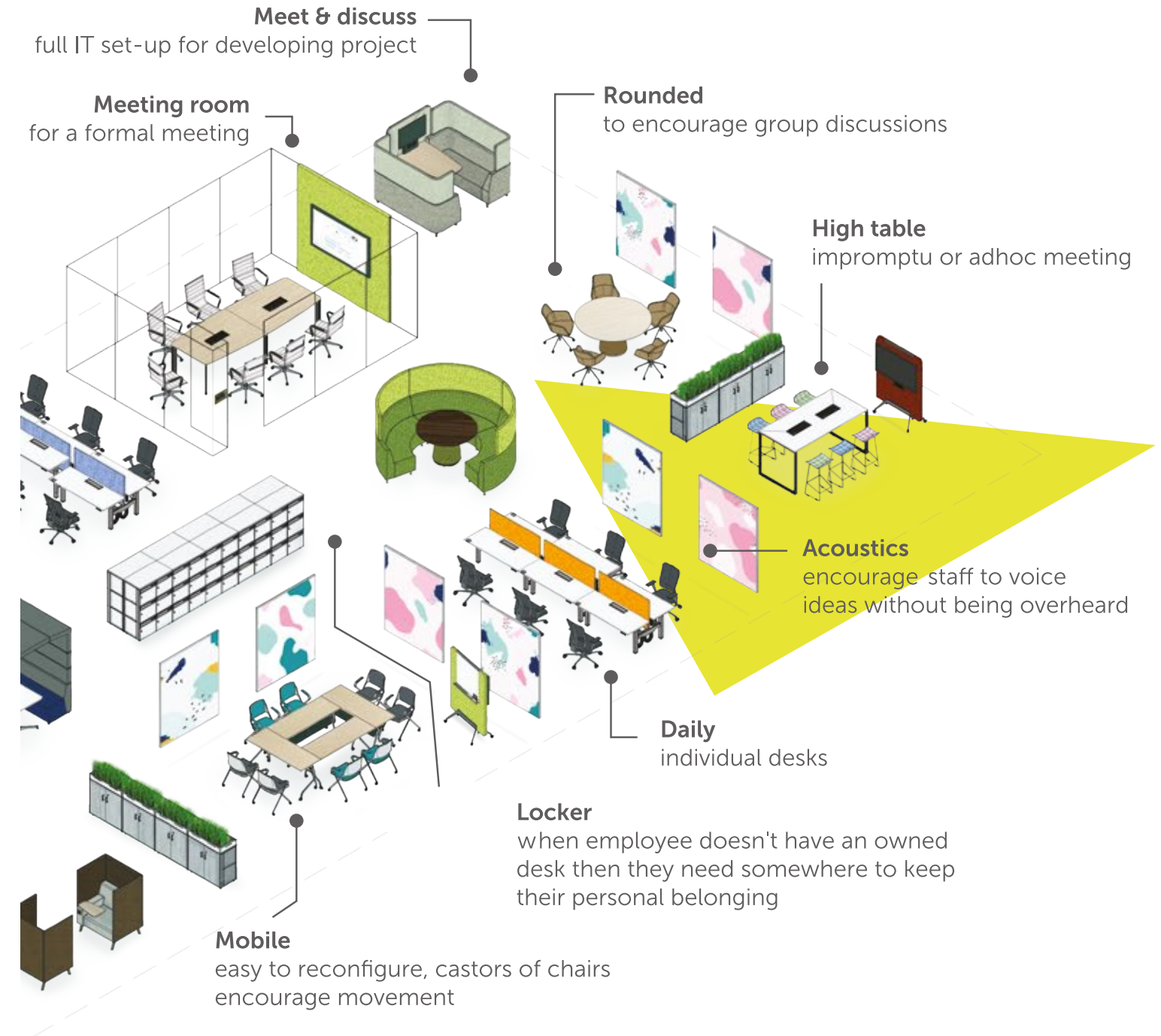
CREATE FLEXIBLE WORKSPACE
THAT ADAPT AND SUPPORT PRIVACY.

SMART TECHNOLOGY

CREATE SMART WORKSPACE
THAT SEAMLESS INTEGRATION OF
EMPLOYEE, WORKSPACE AND
TECHNOLOGY TO ENSURE SPACE
OPERATE EFFICIENTLY



ful
for



14

WHAT NEW 2023

URBAN

Desking & Systems

SYNC

Solutions for agile working

42

WORKSPACES & CONCENTRATION

POD & BOOTHS

BENCHING & STORAGE BASED

DESK SYSTEMS

PANEL BASED

112

PRIVATE OFFICE
MODERN CONTEMPORARY

150

TABLES & COLLABORATIONS

COLLABORATIVE

WORKING TABLES

SIDE & OCCASIONAL

TRAINING

CONFERENCES

186

SEATING & BREAKOUT AREA

EXECUTIVE CHAIRS

TASK CHAIRS

LOUNGE & SOFAS

SIDE CHAIRS

STACKING CHAIRS

STOOLS

BENCHES

MULTITASK CHAIRS

318

STORAGES

COMPACTOR

STEEL STORAGES
(STACKABLE)

WOODEN STORAGES

340

ARCHITECTURALS & RECEPTION

MODULAR WALL

ACOUSTIC SOLUTIONS

WALL & CARPETS

RECEPTIONS

370

ACCESSORIES

TECHNOLOGY SUPPORT

POWER & DATA

LIGHTING

DECOR'

384

SMART TECHNOLOGY

SPACE MANAGERMENTS

VISITOR MANAGERMENTS

SMART LOCKERS

DATA ANALYTICS

807

MATERIALS & FINISHES

727

ECOLOGY & THE ENVIRONMENTS

URBAN

Desking & Systems

SYNC

Table & Training Systems

Our expert teams can help you reimagine your offices with a focus on the needs of your employees and create better work experiences for your entire organization.



**WHAT'S
NEW
2023** ”

Urban

Height- adjustable table.

DESIGN FOR WELL-BEING

URBAN, ergonomic, innovative and stylish height-adjustable desks make movement a natural part of your day as you transition from sitting to standing that enhance productivity, comfort, and well-being.





A FRESH AND DIFFERENTIATING LOOK

URBAN, ergonomic, innovative and stylish height-adjustable desks make movement a natural part of your day as you transition from sitting to standing that enhance productivity, comfort, and well-being.






FLEXIBILITY MEET STYLE

Everyone works differently. Through a variety of features and material options, URBAN adapts to fit the individual user, letting you choose how to work.

FRAME

URBAN is unique, differential and aesthetic thanks to round legs. Choose I-feet design for a minimal look and Y-feet design to define a unique modern style.





PERFECT DESK CONTROL PANEL

With our latest technology, we introduce an intuitive desk panel for office desks. These control panels enable the user to maneuver the desk high and position to different styles of work and purposes.

The desk can be adjusted from the lowest of 635 – 1270 mm. highest by the power of 2 silent motors. Result in Anti-Collision Technology that allows uninterrupted movement throughout the workday. The panel offers four different memory positions that have a reminder function



that appears via a strip light. Display panel is clear with the special access of Bluetooth, where you can connect to your personal mobile and will be able to adjust the height through tapping on your device. Lastly, with our Featuring ZERO™ system, consumption of the power is very low due to our standby mode.



DESIGN CHOICES

The utilization of legs design, different types of worksurfaces, and a selection of colors, can infuse inspiration and energy into the workspace. These elements can be used to create an welcoming work environment in team spaces by harmonizing with the overall aesthetic of the area.

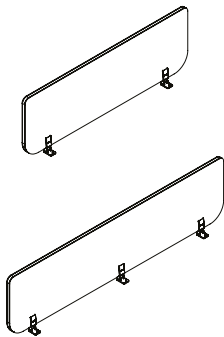


PRIVACY
SCREENS

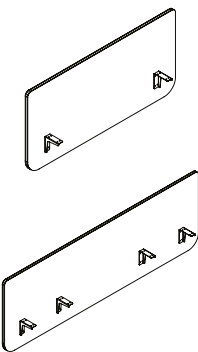


Privacy that move up and down with you.
Urban screen provides a solution for
the challenge of open-space with a range of
colors and material finishes.

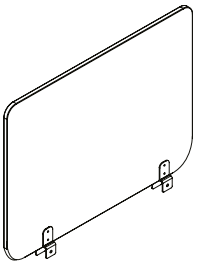
Screen on top
(Fabric screen)




Screen plus modesty
for single desk
(Fabric screen)



Screen for double desk
(Fabric screen)





Sync

Solutions for agile working

Creating Space for productive and creative work with SYNC

There is a need for more flexibility when it comes to Agile working. For more productive and creative work entire offices must be flexible allow spontaneous meeting and assembled in no time.

Sync allows to redesign the space, simply put your own work desk together with colleagues' work desk when and where it makes sense to work / meet / connect effectively. All components can be individually combined and allow great freedom depending on work requirement.

for more productivity

The way we work has changed. Nowadays, people can work more flexibly than every before. As a result, tomorrow's employees will work in more agile way - creatively and constantly communicating. Agile working means that teams can get together spontaneously for a project or task. However, individual employees may also need mobile retreats where they can concentrate undisturbed and work creatively.




<a «gi«
»li»»ty>



SYNC OFFERS TEAM THE POSSIBILITY

to adapt their own space to their needs. A new concept of SYNC that enables to redesign space quickly and efficiently from work desk to team desks. Its modular function and incorporation of casters allow you to create new areas easily hence, it can be also reconfigured depending on your needs.







TRAPEZOID TABLE

This compact, contemporary trapezoid desk designed for solo work or collaboration provides solid functionality and great flexibility. It can be arranged in countless ways for groups of all size.

CURVED TABLES

The versatile curved mobile table, is a fun shape that can be arranged in a variety of creative ways. Use a single curved table or join multiple together for a larger collaborative space.







POD & BOOTHS

BENCHING & STORAGE BASED

DESK SYSTEMS

PANEL BASED

“

WORKSPACE & CONCENTRATION”

We offer a wide selection of desk & table solutions for ergonomics.

Box

POD & BOOTHS

When you need to work with maximum focus and minimal distraction, just get into a BOX. It's a compact workspace with huge benefits. Each BOX is highly ergonomic and functional, packed with all the technological goodness you need to stay connected to, or away from, the outside world—anytime. Ideal for uninterrupted work, holding discussions, making important calls, and running teleconferences.



I-BOX

Up to one person

POD & BOOTHS

I-BOX is designed to fit one person. When you need to work with maximum focus and minimal distraction, just get into a I-BOX

FIXED AND FOCUSED

The I-BOX is a single person private space suitable for uninterrupted work and making important calls. This quiet and comfortable workspace can increase employee productivity, especially in an open-concept office.



I-BOX

W1010 D1010 H2170

WEIGHT: 325.2 kg (steel) / 308.1 kg (wooden)

FOCUS-BOX

Up to one person

POD & BOOTHS

FOCUS-BOX is designed to work in absolute focus and privacy, the FOCUS-BOX is perfect to seats one person comfortably.

CALM AND CONNECTED

When you need to work in absolute focus and privacy, the FOCUS-BOX is perfect. It seats one person comfortably, and is soundproofed for absolute quiet, making it also perfect for phone and video calls. With its glass walls all around to allow daylight into the booth, it creates a great and COSY working environment.



Focus-BOX

W1500 D1200 H2170


WEIGHT: 488.2 kg (steel) / 467 kg (wooden)



We-BOX

W2200 D1200 H2170

WEIGHT: 630.4 kg (steel) 609.2 kg (wooden)
with SOFA 706.4 kg (steel) 685.2 kg (wooden)



WE-BOX



Up to
four people

POD & BOOTHS

WE-BOX is designed to fit two to four people without sacrificing the compact size or usability of the WE-BOX.

COSY COLLABORATIONS

WE-BOX is perfect for holding meetings, brainstorming sessions, one-on-one conversations, as well as a place to rest and rejuvenate away from the disturbance of an open space. It's a comfortable and well-ventilated space with great acoustic properties; resulting in increased employees efficiency and productivity.



Chat-BOX

W2200 D1200 H2170

WEIGHT: 641.41 kg (steel) / 620.2 kg (wooden)



CHAT-BOX



Up to two people

POD & BOOTHS

CHAT-BOX is designed for functional working to seat up to two people comfortably. It is ideal for co-working tasks.

DISTRACTION-FREE DISCUSSION

The CHAT-BOX is a great functional working space designed to seat up to two people comfortably. It is ideal for co-working tasks like small discussions, interviews, brainstorming, phone calls, and video conferences; all this with minimal distractions. It is also easy to assemble and relocate to fit different office layouts.

MEET-BOX

Up to four or six people

POD & BOOTHS

MEET-BOX is designed to fit four to six persons. Perfect for big discussions and meetings for groups of up to six people, the MEET-BOX is a designed for maximum capacity and efficiency.

MAXIMIZED FOR MEETINGS

Perfect for big discussions and meetings for groups of up to 10 people, The MEET-BOX is a large space designed for maximum capacity, connectivity, and efficiency. All the while keeping its outside surroundings quiet and undistracted. It's even spacious enough to be furnished with sofas, tables, chairs, white boards, screens and even plants for a comfortable working environment.



Meet-BOX

W2400 D2000 H2170

WEIGHT: 937.3 kg (steel) / 898.1 kg (wooden)



Meet6-BOX

W2400 D3000 H2170

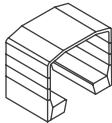
WEIGHT: 1,279.5 kg (steel) / 1,220.7 kg (wooden)

Bridge

Shared+Pods

BRIDGE is all about bringing people together. Designed to function equally well in existing or new spaces, these open to semi-private meeting enclaves can be positioned anywhere and require no elaborate construction to create a custom built-in feel.

Supremely comfortable and exceptionally versatile, BRIDGE is the essential collective for communicating, working and inspiring one another to achieve more.



CANOPY

W2400 D1600 H3100
Remark Light bulb in the SVAB have a warm white color



TABLE

W1560 D900 H740



Power Access and USB




Large rectangular top table for 4-6 seat



Electric Lighting



Adjuster



Haf

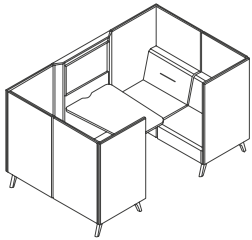
Media Pods

HAF, media booth with acoustic and visual privacy provides a semi-private collaborative meeting area in the open office.

This shared booth provides a high level of acoustic performance, work free from the distractions that come with working in a modern and open plan workspace.

Comfortable seating and upholstered wall with internally-routed cable management facilitates power and data solutions built into the panel can create a perfect spot for multimedia presentations or video-conferencing.

The free-standing unit can be placed anywhere in the office and can move to suit users who require flexibility in the workplace.

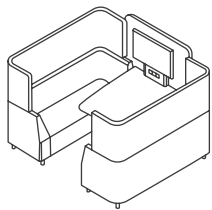


HAF Media Booth
W2620 D 1650 H1425





Comfortable seating and upholstered walls create a perfect spot for multimedia presentations or video-conferencing. Work free from the distractions that come with working in a modern and open plan workspace.



VALO Media Booth
W22050 D 1850 H1500

Valo

Media Pods

VALO, media booth with acoustic and visual privacy provides a semi-private collaborative meeting area in the open office. This shared booth gives it a high level of acoustic performance – shielding the user from noise.

The free-standing unit can be placed anywhere in the office and can move to suit users who require flexibility in the workplace. Internally-routed cable management facilitates power and data solutions built into the panel.

We+think

Private Booth


THE ACOUSTIC SOLUTION FOR OPENSOURCE

WE+THINK is a range of acoustic work areas created to make public spaces private. In any open plan work area there are times when you need to find your own space.

The office relies on teamwork and collaboration to function effectively. Despite this, key tasks sometimes require greater focus or privacy where the user needs a quiet, concentrated environment.



+ WAVE



+ GROOVE



CUSTOMIZED FINISHED

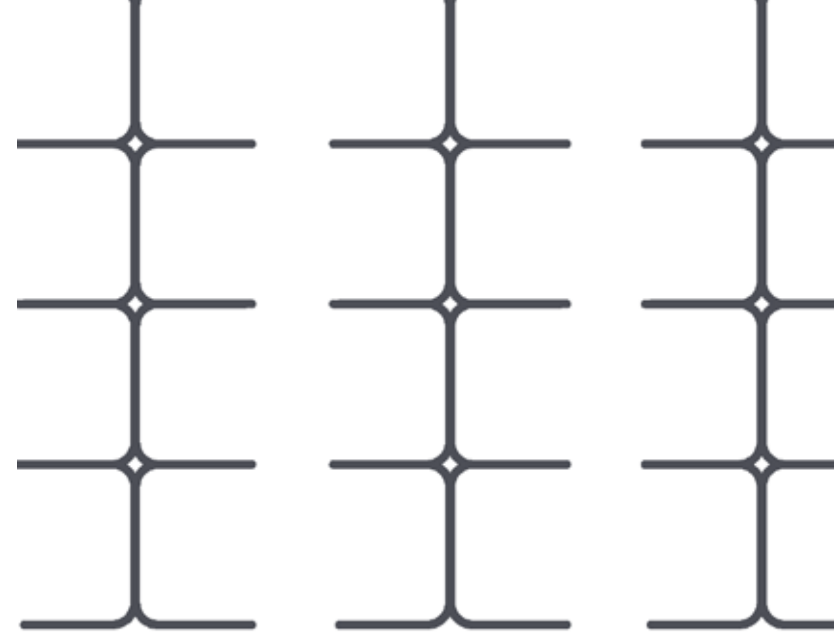
Panels are made of 2 fabric pieces: inner and outer of the panel. Panels can have the same or different colors.

DATA & POWER OPTIONS are available.

+ BEE



Rockworth



+ CONNECT



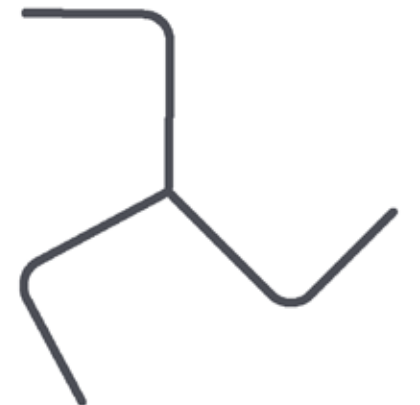
+ BETWEEN



+ WIND



+ PROPELLER





Panel Height

1430 mm.

Worksurface Width Options

1000 mm.

1100 mm.

1300 mm.

1600 mm.

1640 mm.

Power & Data Options are available.



Customized finishes

Panels are made of 2 fabric pieces: inner and outer of the panel. Panels can have the same or different colors.



Platform

Benching

PLATFORM Everyday working life. A workspace fit for task and team. Designed to shape space and support innovation. Platform adapts over times to a variety of practical workspace needs. Simple shape makes it easy to build a larger work-surface from several units, like a team bench in an open-plan space. Platform was designed to enrich the varying levels of mobility and collaboration found in organizations today



**PLATFORM
Working Table**

W1800 D600 H740



**PI
code A**



**BETA
code B**



**DELTA
code C**



**ALPHA
code F**



**ZETA
code G**



**MU
code H**

*Light Oak



**IOTA
code I**



**THETA
code J**



DOUBLE BENCH CONNECTOR & END DESK

Double Bench Connector can be installed to the desk set to increase length of the desk set as needs. Users can add parts of end-desk at the head - end of the desk set. It is also used to divide the working class for manager level in limited space perfectly.

SINGLE BENCH CONNECTOR SYSTEMS

Single Connector has been designed to enlarge the number of Work Station in a limited space whether it is a narrow or wide area. The Single Connector allows us to adjust the number and size of Work Station even more convenient.



SINGLE TASK LIGHT



DOUBLE TASK LIGHT



DOUBLE BENCH FOR SCREEN FRAME

Double Bench is a desk set with four seats supporting all usage formats. It can be added some accessories such as aluminum screen frame with full-length of the desk to add more privacy. Aluminum screen frame can be installed to the desk smoothly, and no gap between the desks. Furthermore, shared legs are designed to support interactive movements, and inside space is for wiring as well.



CLUSTER DESKING 120 CLUSTER

120 Cluster and Delta 120 cluster is a desk set for facilitating team working.

There are both 3 - seat desk and 4 - seat desk. The desk shape is designed for its own functions which are different from each other.

Designation of 90 cluster and indent square focuses the computer usage on the specific corner.



CLUSTER DESKING 90 CLUSTER

Indent square 90 is a desk set for facilitating team working. There are both 3-seat desk and 4-seat desk. The desk shape is designed for its own functions which are different from each other. Designation of 90 cluster and indent square focuses the computer usage on the specific corner. The space of L-type 90 cluster is divided for paper-working and computer usage perfectly.



INDENT DESKING SYSTEM

Indent Desking System is fit for team working by putting the Desking System together as a group to create an atmosphere of teamwork.

However, users can install screen for each individual's privacy. In addition, users can arrange for wiring into the rail from one desk to another desk within the same group as well.

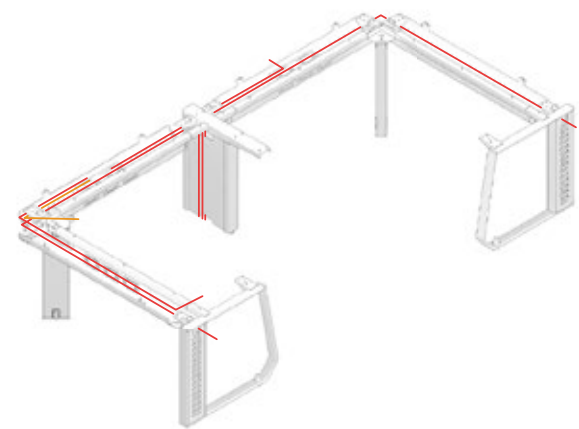


STORAGE BASED

PLATFORM Introducing Platform Storage System, hybrid desking concept, a new tool for office planning. Platform integrates seamlessly into the workspace, provide both individual and group environments with a virtually endless array of planning and aesthetic options.



**DESKING SYSTEM
WIRING MANAGEMENT**



DESKING & SINGLE BENCH

Platform has been designed to generate wiring management that starting up from the floor (varied by leg design), rolling down from the ceiling as the cable tray provides transparent and accessible line under the top of the table.


- Main electric wire of desk set / Table Set / Desking system
- Secondary electric wire computer cable / Device connecting cables

CONNECTOR DESKING


The connecting leg has been created for well-organized wiring under the top of table.

HYBRID & CENTRAL CABINET

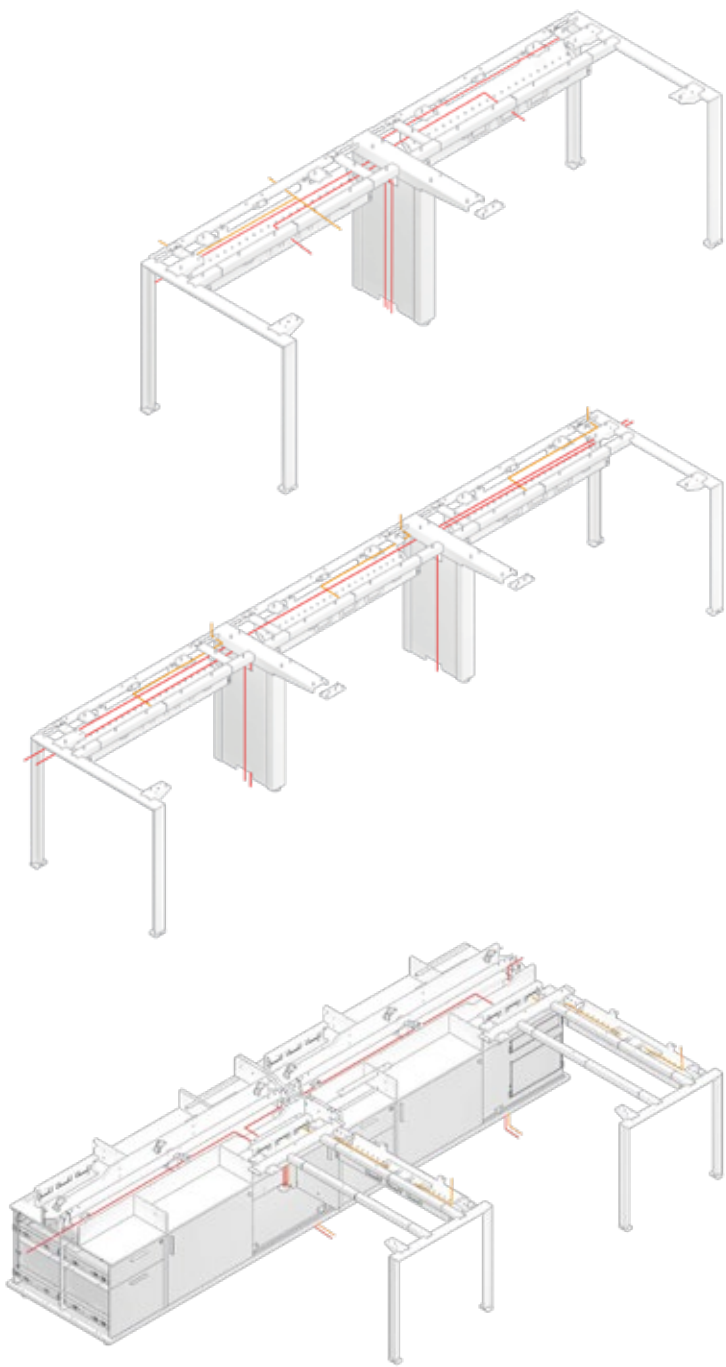
Central cabinet is applicable to equipment such as vertical cable guide and power pole.



01 Universal track
02 Cap for overhead storage



03 Wiring drawer





Grommet for Single Desk

Developed design defines the multi-functional provided which not only for wiring runs up to the desk top same to grommet for double desk but also support to single desk.



Clamp for Double Desk

For double desk, Clamp has been adjusted its form and structure in order to pinch or grip both tripsor and wooden screens just by changing the support rubbers.



Clamp for Single Desk

For single desk, Clamp has been adjusted its form and structure in order to pinch or grip both mirror and wooden screens just by changing the support rubbers.



Flipper Grommet (Soft Close)

Simple design of open flip is provided for conveniently reach to power tray from the desk top that makes more pragmatic movement.



Housing

Provide comfortable and convenient reach to the power tray.



Shared Leg

Designed to support interactive movements and the inside space is for organizing all wires.



**Screen on Top
(Fabric, glass)**

The screen has a new design by adjusting the height of aluminum rail down to a level that can be easily reached.



Side Screen

Define the space with selectable boards to create more privacy but enable to contact with colleagues.



Modesty (Fabric, steel)

Both Modesty have been redesigned with spacing of 170 mm. from the front desk. That provides a sufficient space for visitors while sitting.



End Screen (Fabric)

End screen has been redesigned to be thinner but still durable. There is no gap between the table and the screen anymore.



**Accessories
Hanging Worktools**

Designed to support daily comprehension activities and workstyles with achievement in vertical space.



Glider

For table height adjustment, approximately 200 mm. adjustable.

Passage

Desk Systems

INTELLIGENCE AND FUNCTIONALITY

This state-of-the-art, PASSAGE, emerges the aesthetic of natural wood design and durability of steel structure while allowing high flexibility for any functional requirement. Smartness and simplicity with uncompromising quality and durability is the charm of PASSAGE; all delicate elements are deliberately created to answer the need for relaxing and lively ambience.





FREEDOM IN ARRANGEMENT

PASSAGE is conceptually designed to respond to the need of various working infrastructure. The 90-degree structure of one table side allows easy and unlimited reconfiguration, either forming into different workgroup for various purposes or aligning arrangement.





Rubix

Panel Based

THE PERFECT WHICH CAN BE DESIGNED


By Design, to enhance the staff capacity with maximum efficiency, “RUBIX series” is designed for Collaboration, Flexibility and Simple Modern Look. Rubix helps the user adjust the placement and configuration as per their need with options for supporting individual behavior. “RUBIX” system is the best answer for all lifestyle, reflecting what you are



Single Leg
TYPE A



Single Leg
TYPE B



Single Leg
TYPE D

COLLABORATION

TEAMWORK REVEALING THE HIDDEN POTENTIAL

While combining the unique identity of each individual, discussion and sharing performance with each other is encouraged. “Rubix” system contributes to TEAMWORK conditions in order to reach accomplishment at work, while supporting distinction on the way you are.

Communication is a necessity for the accomplishment of work in an office. Rubix is designed with Flexibility to deal with the day to day challenges, effectively.



BUDGET INTEGRATION

TEAMWORK IS A KEY TO SUCCESS

Rubix series is designed with various materials to suit the function and pocket and is made suitable for your lifestyle with maximum efficiency.



FLEXIBILITY

PRODUCTIVITY PRIVACY COMFORT CREATION

Flexibility in workspace increases in employee's comfort, well-being, and productivity. RUBIX is designed to meet the requirements of the Executive as well. Luxury Design, Luxury Lifestyle

THE ANSWER FOR
ALL DETAILS OF NEEDS

Rockworth has defined the perfect design, in Rubix, with functionality and flexibility to meet the needs of the user. With perfect design as the main focus, we are equipped to create a modern workstation, with RUBIX, which can deal with any challenges that might occur at the workplace.



RUBIX PANEL FUNCTION

RUBIX panel has been designed to support all usage formats. Users can select RUBIX panel as needs to facilitate their work effectiveness or to match with their office's conditions.

LEG

There are various RUBIX leg designs to support various work space. RUBIX leg has been fabricated by high quality steel with 75-micron anti rust power coating.

ACCESSORY FUNCTION

Our accessories has been designed to make users more comfortable. Users can select various accessories as needs to facilitate your work effectiveness.

HYBRID POLE

HYBRID pole has been designed to support both thick and thin panels of workstation. Users can transform their workstation easily with HYBRID pole because it has been designed for simple installation. Smart-look workstation will be established in short time.

OVERHEAD CABINET

Overhead Cabinet will make you have more work space, and it will be a safety storage for your confidential files.

SLIM PANEL

Slim Panel has been designed to reduce your installation cost, and its light weight will make users clean it easily. The Slim Panel will bring the most appropriate atmosphere to your workstation.



ABOVE POWER ACCESS

Above Power Access makes the user reaches the important data source, and shares their own data together easily. Above Power Access has been designed to support new technology for increasing work effectiveness. Above Power Access could be your appropriate answer for your work space.

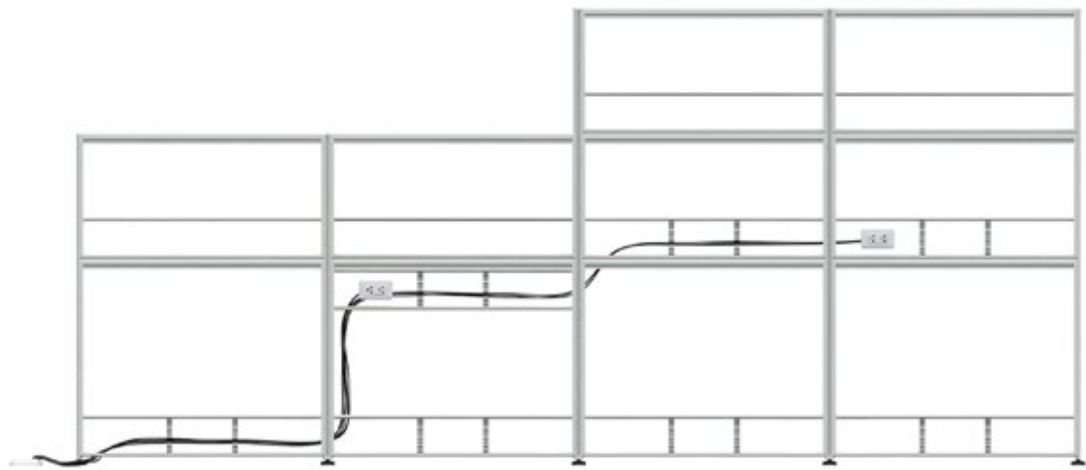


BELOW POWER ACCESS

Below Power Access makes the user reaches the important data source, and enhances performance with more workspace. Below Power Access has been also designed to support various working styles with all new technologies.

GET CONNECTED
GET MORE POTENTIAL

As the current appliance formats, we have created more flexible workstation which meets the basic needs of all users especially wiring support. It has been designed to be adjusted easily. That means the user can also change the workstation layout easily. Moreover, it can support new technology which would facilitate the user’s work potential as well.



SIGNIFICANCE OF HEIGHT

Panel
Available Hight & Width
Height : 1190, 1640
Width : 600, 750, 900, 1200, 1500



Slim Panel
Available Hight & Width
Height : 1190, 1640
Width : 600, 750, 900, 1200, 1500



Basic

Desk Systems

INTERACTIVE WORKING ENVIRONMENT

BASIC is conceptually designed to balance as well as respond to the individual and interactive working environment.



ENTIRE TIMELESS CREATIVE

Interactive working environment
Timeless, creative and reconfigurable
modular system for medium-to-large
scale corporate; numberless
configurations can be created to
complete an aesthetics, flexible and
practical office space.



SUSTAINABLE SMOOTH FUNCTION

Minded in smooth functions plus
uncompromising quality, a captivated
and durable BASIC series is quick and
simple installation, ease of
maintenance and fast dismantling
to fit into an office layout.
Freedom in arrangement, BASIC
can be placed in all workspace areas.



A.line

Panel Based

A.LINE, the slim edge panel, provides a maximum of space utilization and privacy but yet supports technology. The slimness of A.LINE provides a light and clean atmosphere, which is necessary for today's business environment.

A.LINE offers the alternate of the used of vertical space utilization for accessories either on its top cap or function tile. The design of A.LINE is bold and simple but full of function and supports wide variety of working experience.



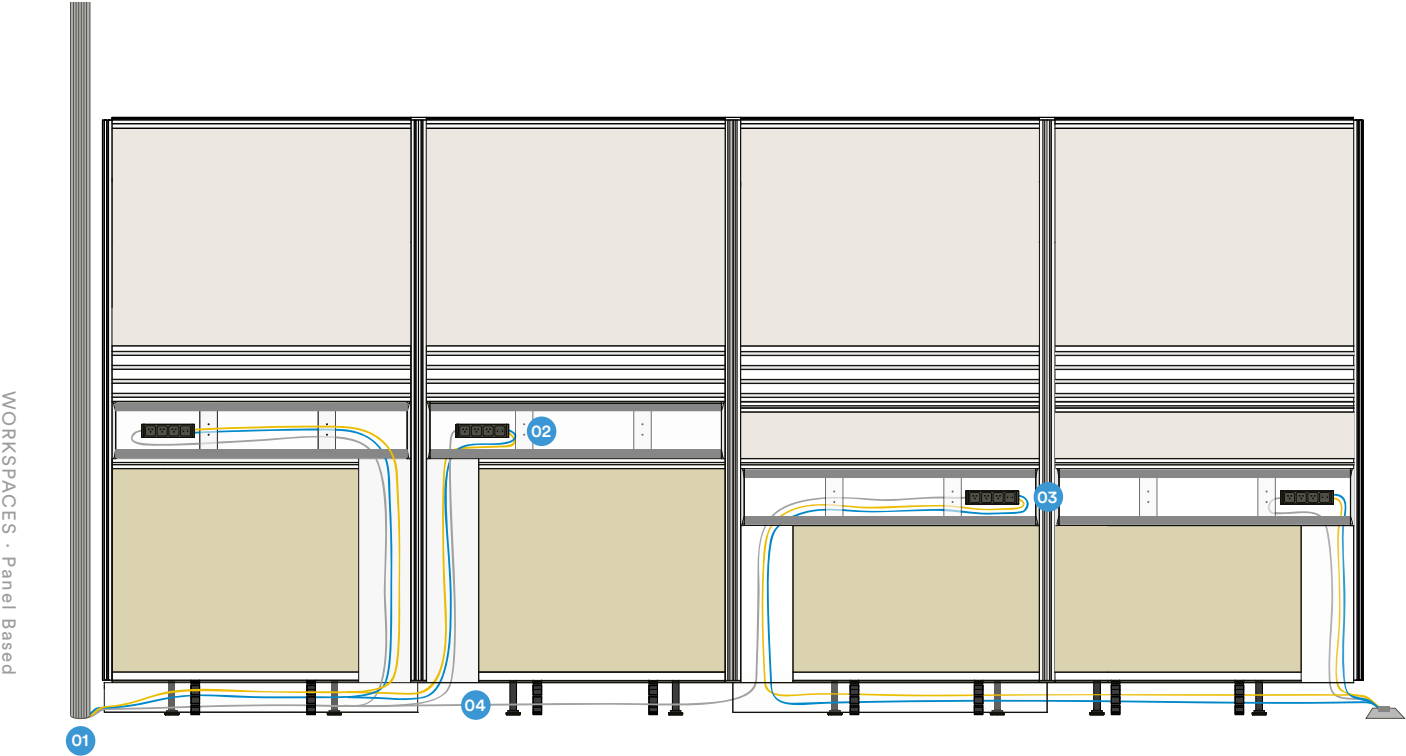


This 120 degree workspace is designed by a mobile workforce providing comfortable and functional workplaces with the cable capacity for modern workforces. The intelligently designed systems components and accessories are ideally suited to facilitate interactive and transactional work.



A.LINE workstation configuration creates a defined private work area, promoting concentrative work while making the maximum use of limited space. This configuration allows high-density work. The cluster can be extended linearly, while zigzag cluster configuration provides additional workstation to support non- transactional office activity.

WIRING
MANAGEMENT



- 01**

Power pole

Power pole is suitable for ceiling feed cable management structure. The cable will pass through power pole into the base of the partition. The pole divider, which power and data cable will be divided power and communication cable is included.
- 02**

Above worksurface Power access

Above power access box suitable in the situation that the users need to plug equipment in and out frequently such as laptop.
- 03**

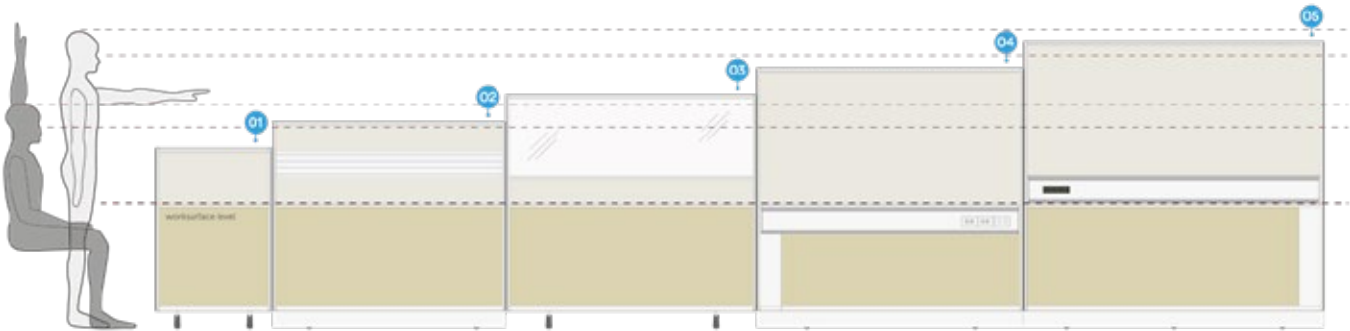
Below worksurface Power access

Below worksurface power access box suitable for equipment that rarely plug in and out such as desktop, which create more room on the working surface from all the wires.
- 04**

Floor level wiring channel

Base trim provides an entry for cable management at floor level.

WIRING
MANAGEMENT



AVAILABLE HEIGHTS & WIDTHS

Height : 1072, 1232, 1392, 1552, 1712 mm.

Widths : 600, 700, 750, 800, 900, 1000, 1200, 1400, 1500, 1600, 1800 mm.

SAMPLE HEIGHTS & WIDTHS

| | | |
|------------------------------|------------------------------|------------------------------|
| 01. H: 1072 mm W: 700 mm | 03. H: 1392 mm W: 1500 mm | 05. H: 1721 mm W: 1800 mm |
| 02. H: 1232 mm W: 1400 mm | 04. H: 1552 mm W: 1600 mm | |

SIGNIFICANCE OF HEIGHTS

- 01**

Partial seated privacy

Partial seated privacy provides privacy but allows the communication to flow while seated, suitable for reception area and workstation that frequently communicate with others.
- 02**

Eye level seated privacy

Eye level seated privacy creates enough privacy while working in the workstation but still be able to communicate with others while seated.
- 03**

Full seated privacy

Full seated privacy accommodates full privacy while seated for greater concentration of working experience.
- 04**

Partial standing privacy

Partial standing privacy brings up the privacy level to provide greater privacy and yet be able to collaborate while standing.
- 05**

Eye level standing privacy

Eye level standing privacy presents the full privacy in the workstation, however still provide enough room for air circulation.

HEIGHT ADJUSTABLE

MODERN CONTEMPORARY

Providing an ecosystem of spaces can have a dramatic impact in employee productivity.

“
PRIVATE
OFFICE,”

Quinn

Modern Contemporary

Round arc and soft edge shape, magnificent appearance, echo your status and personality Only intelligent desk can adapt to the office rhythm in the information age.



PRIVATE OFFICE · Modern Contemporary



PRIVATE OFFICE · Modern Contemporary

Theo

Modern Contemporary

The design of Theo series products draws lessons from the appearance characteristics of Lamborghini.

The whole shape adopts the form of multi-cut surface, with a little metal decoration.

With the irregular cutting of the table to create a flexible shape, And create an elegant appearance with the cutting of the board feet.

Multi-section table shape, dark metal decoration, together with neutral colors, To show a sense of composure in the lightness and thinness of the system. Such as Lamborghini generally shows the quality and fashion style.



PRIVATE OFFICE · Modern Contemporary



Beautiful, convenient and sufficient office storage,
perfect for daily office needs,
Quiet track drawers, hidden main box storage and other
equipment make the office environment more
hommization and intelligent.

PRIVATE OFFICE · Modern Contemporary





NEGOTIATING TABLE

The design of the external tension foot is more tension, which is also a new challenge in the structure.

The square and steady modeling and metal trimming combine together. Table is to fit small meeting room for 6-8 people.



MEETING TABLES

1) the conference table adopts the design elements of the class table, which not only meets the requirements of stable and atmospheric appearance, but also solves the inconvenience of the user's legs during the meeting.

2) customized special aluminum alloy sliding cover wire box is adopted to bring customers high-quality experience.

3) steel frame is built in the panel to enhance the stability of the structure.




Zen

Modern Contemporary

ZEN, a forward-thinking collection of Zen's executive desking that provides the freedom to create innovative, appealing private office solutions with unsurpassed performance in scale, function & aesthetic range. If the meaning of Zen is calm and neat,

Zen is a Luxury design with simplicity and sturdiness.





AESTHETIC

**Standard desk set Level-
Return desk**

Highlights of Zen

Zen brings great value, quality and style to every part of the office. Refined fit and finish make every space more beautiful.





PRIVATE OFFICE · Modern Contemporary



PRIVATE OFFICE · Modern Contemporary

AESTHETIC

Standard desk set,
Rect-Return desk

PEACE AND DELIBERATE DECISION

Update and personalize the look of your office with a flexibility of edges, door, pulls, finishes, and more. With just a few choices, you can create a Darker / Charming mood. Zen offers you many ways to get exactly the aesthetic you're looking for.

REFINEMENT

Actually, all model of table set, especially the table set for executives has been assembled meatly Table top, edge banding, and table legs are assembled seamlessly. And decoration by veneer makes more elegant appearance.



By making technology integral to the table, Zen elements visual and physical obstructions and improves the free flow and exchange of ideas. The flipper on Zen's technology ports always remain flush with the table top, concealing plugs and jacks. Removable wire management panels offer convenient access and ample storage for wires and equipment on tables

HIGHLIGHT OF ZEN

Zen brings great value, quality and style to every part of the office. Refined fit and finish make every space more beautiful.



PERSONAL DESK

Users can select material of top either absolute wooden grain pattern or pad as their taste.

ELECTRIC SYSTEM

There are 2 electric channels on the desk, and the user can select to install either Electric Socket, or Flipper Soft-Close and Grommet for Level Return and Level Cabinet Return table.



CREDENZA SET
(suite cabinet)

Suite cabinet has been created as an option for personal storage such as casual wears or suites. The user can be added to the left or right side as needs.



LEVEL CABINET RETURN TABLE

Zen is user-centric; designed to minimize efforts and reach by incorporating smart, intuitive storage areas that keep everything at the user's fingertips.

Tao

Modern Contemporary

Starting with the name TAO, balance and rationality are the underlying principles of this new range of management office furniture. Tao represents exciting versatility in the search for balance, simplicity and sought-after rationality of design.

TAO contains both classic and modern elements integrating into one single range a product grounded both in tradition and highly innovative features. The result blends together two design concepts which have in common up-to-date design and the made-to-measure solution that today's workplace demands-flexible, customized and extremely functional.



PRIVATE OFFICE · Modern Contemporary



PRIVATE OFFICE · Modern Contemporary



TAO also offers a variety of additional elements and accessories which widen its possibilities beyond the essential management office needs to meet other functions of modern day office environments.

Sigma

Modern Contemporary

SIGMA has been created to meet the latest requisites of top design and practicality. It features soft and ergonomic lines, contrasting with its firm structure. The soft lines of this design create a new model with a glass top, adding a suspended support, a technical and appealing details, thus its obvious innate presence. Lightness and sturdiness finally combine.





The glass extension unit can also be supported by a leg or a drawer unit with adjustable position. Thanks to doors with aluminium frames, the storage areas also match this model in the scheme. The writing desk is completed with a touch of added privacy in its front modesty panel.

Elegance enters the office with this exclusive ultra white glass, producing the right balance with its metal finishes. The meeting table with white glass top adds prestige to important moments, where appeal and top design play a decisive role in optimizing time and work.





Modular table for important meetings and an extra detail : two units meet supported by a single leg, so all components can be used easily and comfortably in a space-saving area.

Meeting tables for small groups with 3 legs support organize the available space, determine the position or make the work surface available.



A square unit is introduced to provide space for files, ring binders or storage. The storage unit can extend horizontally or vertically, thanks to the arrangement of its separate units, It has adjustable supporting legs.

COLLABORATIVE

WORKING TABLES

SIDE & OCCASIONAL

TRAINING

CONFERENCE

“ TABLES & COLLABORATION ”

Meeting space that harness team synergy and serendipity to drive creativity and innovation.

Flow

Collaborative Tables

Everyday working life, Workplaces need adaptable work environments that offer variety and choice. The modern office has evolved into a place of collaborative and social environments to better foster inspiration, happiness, and productivity from workers.





FLOW
High table
W2000 D1050 H 1000



Flow dual

Collaborative Tables


FLOW, dual table, a double-layer is designed to shape space and support innovation for community space. FLOW lets people easily shift between sitting to standing, and promote collaboration and creativity.

Design Choices : Mix and Match

Top and base : material options to suit your space

Leg base : options in powder-coated, are available in color and wood textured design.

Table : included 2 power outlets.



**FLOW
Dual table**

W 2830 D 1200 H 900



Flow

Working Tables

Everyday working life, Working Table is designed to shape space and support innovation. Simple shape makes it easy to adapt over time to a variety of practical workspace needs.



FLOW
Working table
W 2000 D 600 H 740



Disc

Side & Occasional

TABLES · Sides & Occasional



DISC
Square table

W / D 700/580/900 H740/1050



DISC
Round table

DIA 700/800/900 H740/1050



DISC (2 Columns)
High table

W1400 D600 H1050



DISC (3 Columns)
High table

W2800 D600 H1050



TABLES · Sides & Occasional

Mira

COFFEE TABLES

Side & Occasional



MIRA
Circle coffee table
W800 D800 H450
W1000 D1000 H450



MIRA
Circle coffee table
W650 D650 H350
W800 D800 H350



MIRA
Circle coffee table
W500 D500 H550
W600 D600 H550



MIRA
Triangle coffee table
W1000 D700 H350
W1000 D700 H450



MIRA
Triangle coffee table
W800 D800 H350
W800 D800 H450



MIRA
Triangle coffee table
W600 D600 H350
W600 D600 H450
W600 D600 H550



MIRA
Square coffee table
W500 D500 H500



MIRA
Curve rectangular coffee table
W1400 D700 H350



MIRA
Ellipse coffee table
W1500 D700 H350

TABLES · Sides & Occasional



COFFEE TABLES

Side & Occasional



HAF
Table for work
W620 D620 H650



CUBE
Wooden top
W600 D600 H350
W1200 D600 H350



HAF
Large coffee table
W1300 D750 H380



HAF
Round coffee table
W700 D700 H380

TRAINING TABLE

Link

Training Table

Ideal for a swift change the workspace to perfectly match each collaborative patterns; training, lecturing, classroom, workshop session, discussion, group meeting, conferencing, convention, presentation and etc.



Folding Button



Fold | Unfold



Belonging Shelf

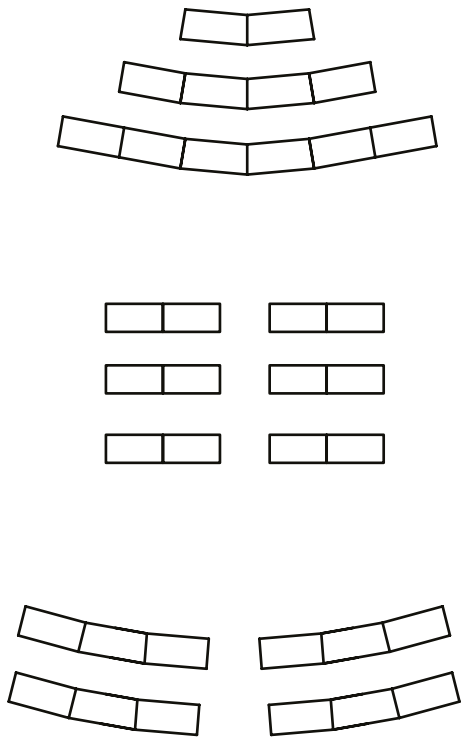


Ganging Mechanism




TRAINING

Mobile freestanding table, connectable with ganging set for more sturdiness. Complete the innumerable forms with trapezoid and hexagon table to upgrade the standard row configuration. With trapezoid shape table at the middle, a sine wave configuration is created, hence an effective training atmosphere are in your control. Personal belongings are finely organized in belonging shelf.




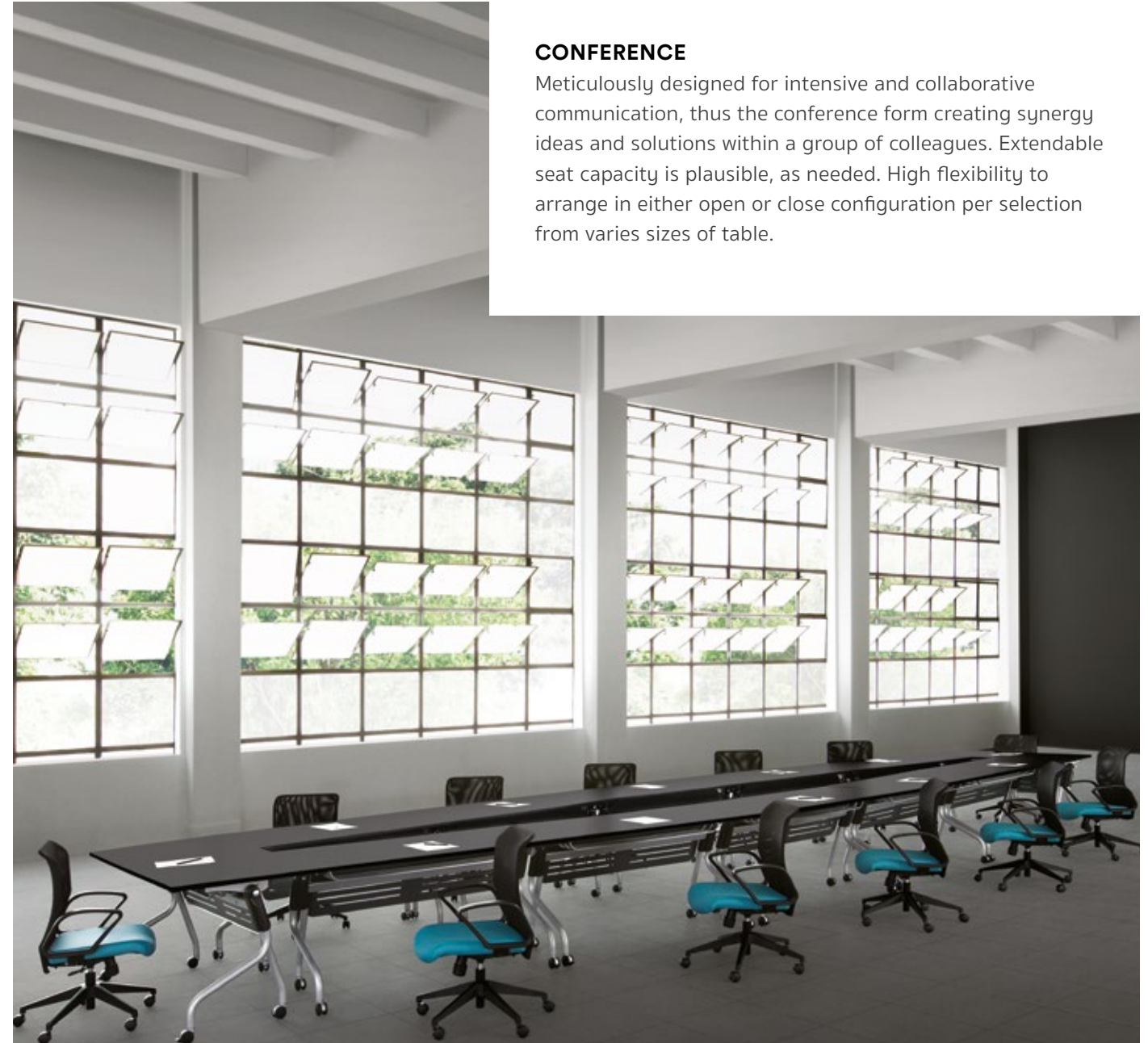
MEETING

With assorted shapes, innumerable configurations can be created. Set up and store the meeting table is easier. The excessive tables can be composed to serve other purposes in minutes, or nested to conserve space. Limitless possibilities to suit with each discussion layout, open - or close - type. Hexagon table allows creating "V" configuration that supports presentation and teleconference.



CONFERENCE

Meticulously designed for intensive and collaborative communication, thus the conference form creating synergy ideas and solutions within a group of colleagues. Extendable seat capacity is plausible, as needed. High flexibility to arrange in either open or close configuration per selection from varies sizes of table.



Class

Foldable Table

A new dimension to the concept of training, collaborative and conference areas. In a simple lift the lever, the table top can be tipped up and the base with lockable castors can be turned the table unmoved. The tables are not just easy to move, but also compactly nest one with another with ganging set.



FRONT FOLD

Mobile front folded-table range with flip-top table tops, which lock automatically in a horizontal and vertical position. With a ganging connector, the models are a sound choice for multi-use spaces designed for interactive class room, meeting or dynamic conference types in settings where people convene for meetings, workshops and projects.



MID FOLD

Thinking big with the middle-folded frame which was designed for larger table top. The spacious cable channel for installing socket modules can be added to the table in the center of the understructure too. The applications are therefore perfect for all-sided access to the table and fit from temporary work spaces, to tables for meetings or conferencing.



TRAINING

Mobile freestanding table, connectable with ganging set for more sturdiness. Complete the innumerable forms with trapezoid and hexagon table to upgrade the standard row configuration. With trapezoid shape table at the middle, a sine wave configuration is created, hence an effective training atmosphere are in your control. Personal belongings are finely organized in belonging shelf.




CONFERENCE

Meticulously designed for intensive and collaborative communication, thus the conference form creating synergy ideas and solutions within a group of colleagues. Extendable seat capacity is plausible, as needed. High flexibility to arrange in either open or close configuration per selection from varies sizes of table.

MEETING

With assorted shapes, innumerable configurations can be created. Set up and store the meeting table is easier. The excessive tables can be composed to serve other purposes in minutes, or nested to conserve space. Limitless possibilities to suit with each discussion layout, open - or close - type. Hexagon table allows creating "V" configuration that supports presentation and teleconference.



Fold | Unfold



Power Socket



Bottle Holder



Purse Holder



Ganging Mechanism

CONFERENCE MEETING

Unlock your potential, access your best work

TABLES · Conference & Meeting



TAO

TAO contains both classic and modern elements integrating into one single range a product grounded both in tradition and highly innovative features. The result blends together two design concepts which have in common up-to-date design and the made-to-measure solution that today's workplace demands-flexible, customized and extremely functional.



SIGMA

Elegance enters the office with this exclusive ultra white glass, producing the right balance with its metal finishes. The meeting table with white glass top adds prestige to important moments, where appeal and top design play a decisive role in optimizing time and work.



TABLES · Conference & Meeting



ZEN

More Than just a table.

ZEN, it's a collection of integrated elements that encourage collaboration and inspire solutions. Discovering an easier way to connect and collaborate.



T4

The delicate design bears the uniqueness the perfect display shows the excellence.

T4 is coordinating different materials of metal and wood. The wood grain texture outlines a sense of mystery and madness. Thoughtful line design expresses neat, steady and trendy.



TABLES · Conference & Meeting



TABLES · Conference & Meeting

PLATFORM

The design includes many aspects of style, and embodies the direction of the stream of fashion, the direction of the time.

Extremely brief appearance, agile and easy, craft exquisite like added many beauties.





“ SEATING & BREAK OUT AREA ”

EXECUTIVE CHAIRS

TASK CHAIRS

LOUNGE & SOFAS

STACKING CHAIRS


SIDE CHAIRS

STOOLS

BENCHES

MULTITASK CHAIRS

Our extensive seating collection can accommodate all forms of work, both short and long-term seats, as well as various sorts of spaces, both formal and informal, that fulfill a variety of comfort, wellness, and design requirements.



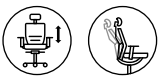
EXECUTIVE CHAIRS

Volf

Executive Chairs

VOLF completes the beauty of the classic and luxurious comfort like first-class.

Precise leather finishes combined with aluminum elements.



Overall (mm.)

| | |
|--------------------------|-----------------|
| HIGHBACK (With Headrest) | W680 D680 H1200 |
| HIGHBACK | W680 D680 H1200 |
| MIDBACK | W680 D680 H1100 |



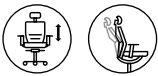


Monte

Executive Chairs

MONTE demonstrates the unique maturity and modern elegance of Italian style. For an executive manager who pursues excellence and cares about the aesthetics of the workplace, this is “The Choice”

High-quality leather and fine details highlight the prestige and taste of the seating



Overall (mm.)

| | |
|----------|----------------------|
| HIGHBACK | W660 D680 H1170-1230 |
| MIDBACK | W660 D650 H1010-1070 |



SEATING · Executive Chairs



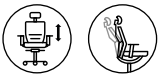
SEATING · Executive Chairs

Kyle

Executive Chairs

SEATING · Executive Chairs

KYLE Chair expresses a high level of elegance and style. From design to materials, they all adhere to the simple Italian style with a perfect balance between artistic and functional applications. The great combination of premium leather and aluminium components make it look classic luxury and modern. It is an ideal choice for executives.



| Overall (mm.) | |
|---------------|-----------------|
| HIGHBACK | W680 D680 H1200 |
| MIDBACK | W680 D680 H1100 |

SEATING · Executive Chairs

Bourne

Executive Chairs

Remarkable chrome finish armrest and bold robust structure provide the sensational relaxation in every office environment.

Blending classic luxurious curved back with genuine leather.

Fixed armrest is durable and comfort with leather pad for support while seating. Sturdy with chrome finishes give elegant and exclusive look.



Overall (mm.)

Seat (mm.)

| | | | |
|----------|----------------------|-------------|-----------|
| HIGHBACK | W700 D700 H1210-1270 | SW570 SD465 | SH500-560 |
| MIDBACK | W700 D700 H980-1040 | SW570 SD470 | SH500-560 |
| VISITOR | W600 D600 H995 | SW560 SD470 | SH470 |



Boss

Executive Chairs

Exquisite in every touch and swathing all motions for a relaxed feeling.

Absorption structure of the backrest is designed to support 2-step force in order to create the comfortable feeling while sitting.

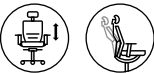
The 360-swivel- chair comes with a synchronized knee-tilt system and 5-step locking in order to support several sitting styles and increase relaxation while working.

The chair base is designed with triangle shape for gauzy looking which matches the shape of the cushion, not bulky.

The base is also formed by casted aluminum-alloy, which is able to support the heavy weight very well, and comes with double-layer nylon



| Overall (mm.) | | | Seat (mm.) | | |
|---------------|------|-----------------|------------|-------|-----------|
| HIGHBACK | W700 | D700 H1170-1210 | SW570 | SD490 | SH520-560 |
| MIDBACK | W700 | D700 H945-950 | SW570 | SD490 | SH520-560 |
| VISITOR | W660 | D600 H995 | SW570 | SD490 | SH560 |



Glory

Executive Chairs

The chair base is designed gauzy looking which matches the shape of the cushion, not bulky.

Absorption structure of the backrest is designed to support 2-step force in order to create the comfortable feeling while sitting.

The structure is made of aluminum alloy.The 360-swivel- chair comes with a synchronized knee-tilt system and 5-step locking in order to support several sitting styles and increase relaxation while working.

The base is also formed by casted aluminum -alloy, which is able to support the heavy weight very well, and comes with double-layer nylon wheel.



Overall (mm.)

Seat (mm.)

| | | | |
|----------|----------------------|-------------|-----------|
| HIGHBACK | W700 D700 H1222-1230 | SW540 SD470 | SH532-540 |
| MIDBACK | W700 D700 H952-960 | SW540 SD470 | SH532-540 |
| VISITOR | W600 D600 H990 | SW540 SD470 | SH500 |





Reef

Executive Chairs

Robust luxurious structure for executive seating magnificently creates comfort in any postures.

Curved designed shape supports the user's back with the sensitive touch by leather or vinyl upholstered.

Uniquely designed armrest, durable and comfort with leather pad for support while seating.

Sturdy with chrome finishes give elegant and exclusive look.



Overall (mm.)

| | |
|----------|----------------------|
| HIGHBACK | W680 D680 H1150-1220 |
| MIDBACK | W680 D680 H980-1040 |
| VISITOR | W600 D600 H995 |

Seat (mm.)

| | |
|-------------|-----------|
| SW530 SD500 | SH475-540 |
| SW520 SD480 | SH480-540 |
| SW520 SD480 | SH480-540 |



Slim 2

Executive Chairs

Slim design while maximizing coziness and relaxation with aesthetic genuine leather vinyl or mesh.

Chrome fixed armrests with leather or vinyl sheath for elegant design.

Full leather, vinyl or mesh back and seat feature topstitching details.

Curved backrest with sleek and slim design.

Sturdy brushed aluminum alloy base makes elegant and exclusive look.

SEATING · Executive Chairs



SEATING · Executive Chairs

Overall (mm.)

Seat (mm.)

| | | | |
|----------|----------------------|-------------|-----------|
| HIGHBACK | W700 D700 H1105-1170 | SW515 SD440 | SH460-525 |
| MIDBACK | W700 D700 H950-1015 | SW515 SD440 | SH460-525 |



Nex

Task Chairs

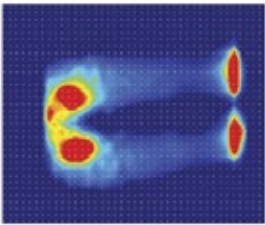
NEX is a light ergonomic office chair to use in normal sitting positions and sitting high with open angle between upper body and legs to provoke better blood circulation and right S-curve on back spine.

TASK CHAIRS

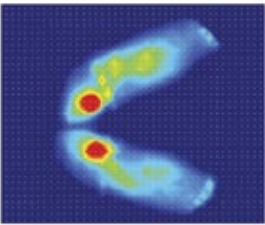


Overall (mm.)

MIDBACK W530 D490-550 H840-1040



Traditional office chair pressure heat map



New Ergonomic Chair pressure heat map



Balance and relaxation

NEX is a light ergonomic office chair to use in normal sitting positions and sitting high with open angle between upper body and legs to provoke better blood circulation and right S-curve on back spine.

All scientific research shows that open angle between legs and backrest creates more blood flow in the body and less pressure on the spine in the lower section, which is the two most dangerous consequences sitting for long hours.

Nox

Task Chairs

NOX chair is a perfect complement to the office space. It allows employees to get away from the busy office desks and interact with each other more efficient at the bar or around the round table. NOX is compact, lively and expressive, which not only promotes creative collaboration, but also makes the space full of vitality.



Overall (mm.)

MIDBACK W530 D490-550 H840-1040



Non-slip base stable support



15mm backrest height adjustment



Libra

Task Chairs

Weighing Scale Controlling Weight
New patterned mesh offers extreme softness to user and it brings most comfort.
Moreover specially designed and engineered back frame makes the mesh in lumbar area tight so that it supports user's lumbar strong enough.
Also, LIBRA makes work efficiency maximized as it offer the best seating solution by multiple adjusting functions to fit user's body.



| Overall (mm.) | | Seat (mm.) | |
|---------------|----------------------|-------------|-----------|
| HIGHBACK | W665 D665 H1223-1313 | SW560 SD450 | SH465-555 |
| MIDBACK | W665 D665 H1025-1115 | SW560 SD450 | SH465-555 |

Vegas

Task Chairs

Innovative seating defines the excellent balance support for any positions with ergonomic features.



| Overall (mm.) | | | Seat (mm.) | | |
|---------------|------|-----------------|------------|-------|-----------|
| HIGHBACK | W680 | D680 H1155-1225 | SW500 | SD420 | SH440-510 |
| MIDBACK | W680 | D680 H965-1035 | SW500 | SD420 | SH440-510 |



Marin

Task Chairs

Special come from Simplicity

Embodies new design concept through simplicity in MARIN chair in spite of economical pricing and applying.

Self-weight adjustment tilt offers the best tilting tension to user according to his weight without any operation on it.

Raising permeability on stripe patterned mesh makes user felt special chic mood.



Overall (mm.)

Seat (mm.)

| | | | |
|----------|----------------------|-------------|-----------|
| HIGHBACK | W675 D675 H1066-1156 | SW470 SD550 | SH429-519 |
| MIDBACK | W675 D675 H873-963 | SW470 SD550 | SH429-519 |

Flash

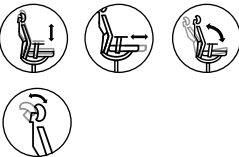
Task Chairs

As innovative seat design, the most flexible and compatible seat, and backrest are created from high quality mesh to support all body movement while sitting on a chair, call Flash.



SEATING · Task Chairs

| Overall (mm.) | | Seat (mm.) | | | |
|---------------|----------------------|------------|-----------|-----------|--|
| HIGHBACK | W680 D680 H1150-1220 | SW510 | SD455-515 | SH470-540 | |
| MIDBACK | W680 D680 H970-1040 | SW510 | SD455-515 | SH470-540 | |



Moose

Task Chairs

Through its striking charm MOOSE is placed in the working environment to transmit trust to customers. It is designed to follow the human body flexibility and every postural movement being perfectly ergonomic and highly functional. The headrest and armrest adaptability are complemented to the aerodynamic structure and its padded support in the lumbar zone fulfills a good posture and a greater comfort.



SEATING · Task Chairs

| Overall (mm.) | | Seat (mm.) | | | |
|---------------|----------------------|------------|-------|-----------|--|
| HIGHBACK | W700 D700 H1105-1175 | SW510 | SD430 | SH435-505 | |
| MIDBACK | W700 D700 H990-1060 | SW510 | SD430 | SH435-505 | |





Keith

Task Chairs

The KEITH Task Chair is a fresh look on the office seating which brings brightness and transparency into the office environment.

The main concept is a combination of mesh backrest and soft pad in a new and innovative design.

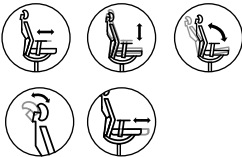
The mesh gives all the advantages of a light material such as comfort and breathable support for the human's back. The headrest is an innovation design with 18- position height adjustment.



Overall (mm.)

Seat (mm.)

| | | | |
|----------|----------------------|-------------|-----------|
| HIGHBACK | W700 D700 H1060-1150 | SW530 SD450 | SH440-530 |
| MIDBACK | W700 D700 H945-1035 | SW530 SD450 | SH440-530 |



Wish

Task Chairs

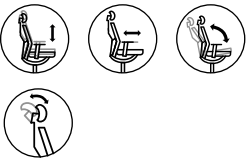
The design philosophy behind Wish has never changed all through the way, which is to create an extraordinary comfort office chair. Wide and highly flexible mesh on the backrest, 3D armrests, curved edge seat cushion, scientific chair frame structure, height adjustable lumbar support...all had been integrated into Wish as one.



Overall (mm.)

Seat (mm.)

| | | | | |
|----------|----------------------|-------|-------|-----------|
| HIGHBACK | W705 D705 H1175-1255 | SW500 | SD430 | SH440-520 |
| MIDBACK | W705 D705 H955-1035 | SW500 | SD430 | SH440-520 |

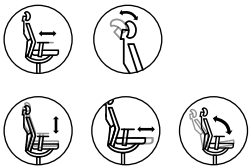


Lotto

Task Chairs

Bending wood veneer structure, PU Molded foam, and upholstered seat , upholstered bottom.

Mesh backrest with height adjustable lumbar support.



Overall (mm.)

Seat (mm.)

| | | |
|----------|--------------------------|-----------------------|
| HIGHBACK | W685 D605-685 H1115-1210 | SW500 SD500 SH420-515 |
| MIDBACK | W685 D580-660 H950-1045 | SW500 SD500 SH420-515 |

Yoo

Task Chairs

YOO makes you feel comfortable, and no back pain. The backrest is designed to support lock adjustment and able to be rotated in all directions for weight loss.



Overall (mm.)

| | |
|----------|----------------------|
| HIGHBACK | W670 D480 H1180-1280 |
| MIDBACK | W670 D480 H950-1050 |



Arial

Task Chairs

Outstanding with attractive adjustable armrest and lumbar support feature to promote any ergonomic postural position.



Overall (mm.)

| | |
|----------|-----------------|
| HIGHBACK | 700D 700W 1230H |
| MIDBACK | 700D 700W 1070H |
| VISITOR | 670D 610W 1000H |



Tidy

Task Chairs

Tidy will reduce your fatigue from work the seating item which designed by user ergonomics while sitting. The part fo seating is expanded in order to support knees and relax leg muscles while sitting



| Overall (mm.) | | | Seat (mm.) | | |
|---------------|------|-----------------|------------|------|----------|
| HIGHBACK | W700 | D700 H1160-1240 | W525 | D465 | H455-535 |
| MIDBACK | W700 | D700 H980-1060 | W525 | D465 | H455-535 |



Swift

Task Chairs

Swift makes you feel comfortable, and no back pain. The backrest is designed to support lock adjustment and able to be rotated in all directions for weight loss.



| Overall (mm.) | | | Seat (mm.) | | |
|---------------|------|-----------------|------------|-------|-----------|
| HIGHBACK | W660 | D660 H1120-1220 | SW490 | SD430 | SH450-550 |
| MIDBACK | W660 | D660 H930-1030 | SW490 | SD430 | SH450-550 |



Route

Task Chairs

Neat and Simple Design, essential performance to support daily of work and relaxation and provide fully support for long working hours.



SEATING · Task Chairs

Overall (mm.)

| |
|---|
| HIGHBACK (Adjustable arms, W680 D680 H1160-1240 Fixed arms) |
| MIDBACK (Adjustable arms, W680 D680 H1010-1110 Fixed arms) |
| LOWBACK (Adjustable arms, W680 D680 H920-1040 Fixed arms, without arms) |
| VISITOR (Adjustable arms, W610 D540 H1000 Fixed arms) |
| VISITOR (Without arms) W490 D540 H1000 |

Seat (mm.)

| |
|--------------------|
| W470 D440 H440-540 |
| W480 D420 H440-540 |
| W470 D435 H440-540 |
| W470 D435 H440 |
| W470 D435 H440 |



Beat

Task Chairs

Cool down your back temperature with advancet gentle mesh, allows you to concentrate and relax concurrently.

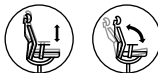


SEATING · Task Chairs

Overall (mm.)

| |
|---|
| HIGHBACK (Adjustable arms, W660 D660 H1020-1140 Fixed arms, without arms) |
| MIDBACK (Adjustable arms, W660 D660 H910-1030 Fixed arms, without arms) |
| LOWBACK (Adjustable arms, W660 D660 H870-990 Fixed arms, without arms) |
| VISITOR (Adjustable arms, W640 D540 H650 Fixed arms) |
| VISITOR (Without arms) W490 D540 H950 |

| |
|--------------------|
| W485 D460 H460-580 |
| W485 D460 H460-580 |
| W485 D460 H460-580 |
| W470 D450 H430 |
| W470 D450 H430 |



Rio

Task Chairs

Splash the colors to the utmost reflect your identity, relax and comfort with spacious back support.



| Overall (mm.) | | Seat (mm.) |
|---|---------------|--------------------|
| HIGHBACK (Adjustable arms, W680D680H1040-1160 Fixed arms) | | W480 D440 H430-500 |
| MIDBACK (Adjustable arms, W680D680H940-1060 Fixed arms) | | W470 D430 H430-500 |
| VISITOR (Adjustable arms, Fixed arms) | W625D540H1020 | W470 D430 H430 |
| VISITOR (Without arms) | W490D540H1020 | W470 D430 H430 |



ACOUSTIC LOUNGE SEATING

Haf

Acoustic Lounge Seating


HAF family ranges from a contemporary one-seater sofa to a suite of pieces that can be configured successfully in both confined spaces and vast atriums.

HAF's modular elements offer multiple product combinations, configurations and upholstery options. HAF ranges from standalone bench and booth units through multiple length contemporary sofas (both low and high back) to linked scenarios for either open collaborative working or – when partially enclosed – greater privacy.



Unlock your potential, access your best work





Meeting Pod with acoustic and surrounded privacy screen can be put in any open space to create a 2-4 person meeting with no distraction from surrounding people and noise.



Media booth with acoustic and visual privacy provides a semi-private collaborative meeting area in the open office. This shared booth gives a high level of acoustic performance – shielding the users from noise.

Comfortable seating and upholstered walls create a perfect spot for multimedia presentations or video-conferencing. Work free from the distractions that come with working in a modern and open plan workspace.

The free-standing unit can be placed anywhere in the office and can move to suit users who require flexibility in the workplace. Internally-routed cable management facilitates power and data solutions built into the panel.



Valo

Acoustic Lounge Seating

VALO represents the concept of 'Modern Workspaces', environments that support the different ways of people work. Modern workspaces need a mixture of open-plan and quiet spaces that can cater for the needs of both individuals and teams that need to work and communicate in a new and innovative ways.

VALO is a stylish range of acoustic soft seating design for a wide range of environments offer variety and comfort that people want, along with the flexibility organizations need in term of cost effectiveness that allows to maximize your space and shape your working environment to encourage collaboration, inspire creativity and improve productivity.

SEATING · Lounge & Sofas



SEATING · Lounge & Sofas



90 Degree



Circular



120 Degree
Inner & Outer

The modular design of the VALO seating systems allows the user to maximize both the visual impact and functionality of their space. With its vast range of units, varied back heights and exceptional modularity, High back units offer comfort and privacy and suite perfectly with low back seating, benches and tables. Curved modules and booths complete the extensive collection to create large landscape configurations ideal for meeting and public spaces.



Media booth with acoustic and visual privacy provides a semi-private collaborative meeting area in the open office. This shared booth gives a high level of acoustic performance shielding the users from noise.

Comfortable seating and upholstered walls create a perfect spot for multimedia presentations or video - conferencing. Work free from the distractions that come with working in a modern and open plan workspace.

The free-standing unit can be placed anywhere in the office and can move to suit users who require flexibility in the workplace. Internally - routed cable management facilitates power and data solutions built into the panel.





VALO gives the ultimate freedom to configure and reconfigure an array of spaces that support people's needs for a variety of work setting from individual workspace, private meeting booths, creative breakout spaces that invite social interaction, casual meeting, and group work.

With integrated power modules and media devices, VALO helps cutting edge working techniques and allows you to push creative boundaries.

Key Features

Expansive range of modular units that can combine to create numerous of different seating configurations for any space.

High Back – Support privacy space, minimize distraction

Mid Back and no back – Support an open-plan to encourage interactions, and collaboration

Integrated multimedia and power options to facilitate mobile working


Ability to landscape open-plan environments into unique work, breakout and meeting areas



Mira

Acoustic Lounge Seating

MIRA - Pay special attention to the design, the modeling aspect uses the geometry structure, does not need the tedious decoration, in the decoration and in the layout buffers limit manifests the space and the office furniture the overall coordination. The simple combination, with the collective space of office generous decent appearance, so that limited space is full of boundless passion.





Myriad

Acoustic Lounge Seating

Unlock the creativity with modular forming, adaptive and glamorous community style. A collection dedicated to contemporary design with various choices of vibrant and new upholstered stripe fabrics for perfectly match with any perspective.



Double with lamp and power outlets
Overall (mm.)

W 1300
D 700
H 1700
*Inner storage available in colorado and vintage oak only



Extension seat with tablet and power outlets
Overall (mm.)

W 300
D 700
H 650
*Tablet available in black only



Side table
Overall (mm.)

W 400
D 500
H 650
* Tablet available in black only



Single seat with back
Overall (mm.)

W 900
D 700
H 800
SH 420



2 Seat with back and 1 side arm
Overall (mm.)

W 1600
D 700
H 800
SH 420



4 Seat with back
Overall (mm.)

W 1300
D 1300
H 800
SH 420



2 Seat
Overall (mm.)

W 1400
D 700
H 420



Corner connector
Overall (mm.)

W 1300
D 1300
H 420



Deva

Modular Stools

DEVA stools allow you to jazz up your space with your own imagination. With the offer of various geometric shapes, your creativity is endless.



DEVA Round
W555 D555 H430



DEVA Moon Curve
W540 D480 H430



DEVA Quarter 90
W1135 D540 H430



DEVA Quarter 120
W1185 D540 H430



DEVA Square
W1185 D540 H430



DEVA Bench
W1790 D700 H430



DEVA is perfect for open lobby areas, teaming-spaces or lounges. Suitable where both individual or groups gather.

DEVA can be placed as solitaires or group together.

Marcus

Sofa

MARCUS collection of modern sofas for lounge, corporate or residential spaces. The collection is outstanding for its comfort and timeless design, with an elegant outline and balanced volumes. The original cast aluminum legs give the ensemble a light and slender appearance.



MARCUS
2 Seat
W2000 D940 H690
W2400 D940 H690



MARCUS
1 Seat
W1050 D940 H690

Simpson

Sofa

Simple style, sagacious and passionate pattern create beauty of the modern, immediately showing elegance. It always keeps gracefulness, and demonstrates internal quality everywhere.



SIMPSON
1 Seat
W810 D760 H700



SIMPSON
3 Seat
W2050 D760 H700



SIMPSON
2 Seat
W1550 D760 H700

Kurve

Sofa

Embodies the comeback of classical modernism, it combines high design quality with perfect seating comfort. A design language that strikes a balance between serenity and vibe is our design concept.

SEATING · Lounge & Sofas



KURVE
2 Seats
W1590 D650 H725
SH425



KURVE
1 Seats
W840 D650 H725
SH425



KURVE
Bench
W1215 D565 H425
SH425



SEATING · Lounge & Sofas

Fay

Sofa

FAY, Fully Dressed

Beautiful, comfortable with sit. Several generations, for customers choose to used. Soft cushion and backseat fit body.



FAY (2P)
W1280 D600 H800
SH450



FAY (1P)
W585 D600 H800
SH450

L19

Sofa

Minimal Classic Comfort

Minimal in appearance. Classic in usage. Long period of time relaxing.



L19 (1P)
W645 D710 H780
SH400



L19 (2P)
W1125 D710 H780
SH400

Walker

Sofa

Embodies the comeback of classical modernism, it combines high design quality with perfect seating comfort. A design language that strikes a balance between serenity and vibe is our design concept.



Single Seater

Overall (mm.) Seat (mm.)

| | |
|--------|--------|
| W 820 | W 615 |
| D 800 | D 510 |
| H 695 | H 420 |
| SH 430 | SH 430 |



2 Seater

Overall (mm.) Seat (mm.)

| | |
|--------|--------|
| W 1460 | W 1260 |
| D 800 | D 510 |
| H 695 | H 420 |
| SH 430 | SH 430 |



3 Seater

Overall (mm.) Seat (mm.)

| | |
|--------|--------|
| W 1860 | W 1655 |
| D 800 | D 510 |
| H 695 | H 420 |
| SH 430 | SH 430 |



Knight

Sofa

The big cushy chairs in the lounge area of old have given way to a more contemporary version. With timber leg to add an elegant touch, Knight defines a good working lounge chair as one that achieves a balance between ergonomic and appearance.



Single Seater

| Overall (mm.) | Seat (mm.) |
|---------------|------------|
| W 820 | W 615 |
| D 860 | D 530 |
| H 800 | H 400 |
| SH 430 | SH 430 |



2 Seater

| Overall (mm.) | Seat (mm.) |
|---------------|------------|
| W 1400 | W 1120 |
| D 860 | D 530 |
| H 800 | H 400 |
| SH 430 | SH 430 |



3 Seater

| Overall (mm.) | Seat (mm.) |
|---------------|------------|
| W 1970 | W 1670 |
| D 860 | D 530 |
| H 800 | H 400 |
| SH 430 | SH 430 |

Over size triple seat

| Overall (mm.) | Seat (mm.) |
|---------------|------------|
| W 2500 | W 2200 |
| D 860 | D 530 |
| H 800 | H 400 |
| SH 430 | SH 430 |

LOUNGE CHAIRS

Lounge Seating

Lounge chairs can play both fashionable and functional roles in any seating area. Perfect for waiting or breakout areas. With their large size, these comfortable lounge chairs can visually balance a large sofa or sectional. Their generous proportions also provide comfortable seating.



BARON LOUNGE CHAIR

W480 D640 H740
SH430





COSMOS
W1000 D850 H920
SH350



SCOOP WITH HEADREST
W780 D760 H1000
SH460



SCOOP
W800 D710 H790
SH460



PLEAT WITH HEADREST
W720 D720 H1200
SH400-500



PLEAT
W720 D720 H900
SH400-500



WENDY (LOUNGE)
W695 D685 H765
SH400



WENDY (ARMLESS)
W595 D685 H700
SH400



SIDE CHAIRS

Seating

Usability of our product is an important concept. We designed the product to support the variety of activity. This makes the design of each product able to support multiple functions from concentration to collaboration and able to support a variety areas such as working space, conference rooms, brainstorming areas and lounges.



BARON ARMCHAIR

W570 D545 H800

SH480





Unlock your potential, access your best work



CLINE
W620 D600 H800
SH480



MERIDA
W500 D590 H795
SH435



FLORA
W500 D590 H795
SH435

SEATING · Side Chairs



CUBEN FIXED BASE
W650 D650 H800
SH430



CUBEN WITH CASTERS
W600 D600 H800
SH430-525



GENIE
W630 D570 H760
SH450





KURVEN (F) OFFICE CHAIR
W700 D700 H710
SH460



KURVEN (B) OFFICE CHAIR
W700 D700 H710
SH460



KURVEN (B) TRESTLE CHAIR
W605 D610 H770
SH470



KURVEN (F) TRESTLE CHAIR
W605 D610 H770
SH470



KURVEN (F) TRESTLE CHAIR
W605 D610 H770
SH470



CLASSIC WOODEN LEG
W565 D560 H760
SH760



M38 (STACKABLE)
W560 D520 H705
SH435



SKIN TUBE LEG
W600 D530 H810
SH460



SKIN CANTILEVER LEG
W600 D530 H810
SH460



FAY (H)
W585 D600 H800
SH450



CUBE2
W770 D700 H820
SH430



KOLINI
W585 D610 H840
SH450



M-119
W585 D610 H840
SH450



L19 (1P)
lowback chair
W585 D570 H695
SH450



L19 (1P)
HIGHBACK CHAIR
W585 D610 H840
SH450



S-15
W585 D610 H840
SH450



SEATING · Side Chairs



KOAKOD (B)
W460 D515 H785
SH440



M 385
W445 D515 H800
SH450



M 69
W490 D600 H810
SH450



M 62A
W495 D530 H800
SH450



KOAKOD (F)
W460 D515 H785
SH440



M-119
W470 D550 H820
SH440



M 62
W460 D530 H770
SH400-495



DEAN
W500 D480 H730
SH450

SEATING · Side Chairs



TWELEV
W540 D525 H780
SH450



ALMA (F)
W600 D510 H760
SH475



TWELVE WITH PAD
W540 D525 H780
SH465





M-HOC-CS

W440 D515 H780
SH465

STACKING CHAIRS

Seating



SPINE WITH PAD

W465 D520 H830

SH450



SPINE WITHOUT PAD

W465 D520 H830

SH450



**ULTRA
SEAT WITH PAD**

W460 D500 H800

SH440



**ULTRA
SEAT WITHOUT PAD**

W460 D500 H800

SH440





VIGO FIX LEG WITH PAD
W620 D750 H960
SH470



VIGO FIX LEG WITHOUT PAD
W600 D580 H960
SH470



VIGO CASTOR WITH PAD
W620 D750 H960
SH470



VIGO CASTOR WITHOUT PAD
W600 D580 H960
SH470

Icon

Seating



ICON CHAIR

W535 D570 H816
SH450



ICON CHAIR WITH TABLET

W590 D700 H815
SH450



ICON CHAIR WITH ARMED

W580 D570 H815
SH450



**ICON CHAIR WITH
TABLET + ARMED**

W590 D700 H815
SH450

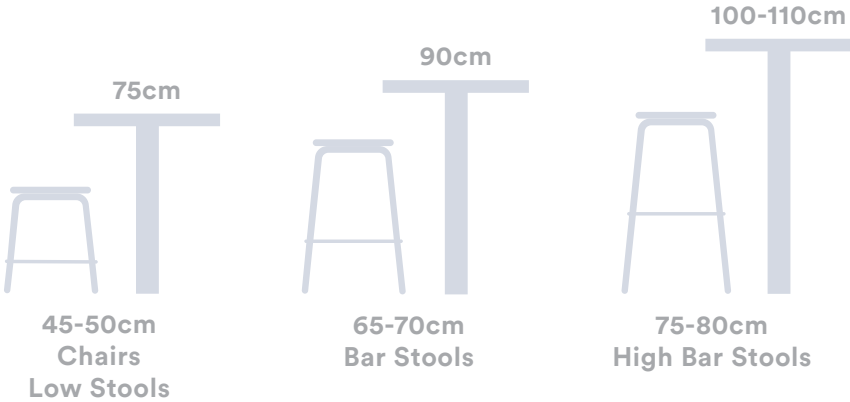


STOOLS

Seating

Stools are available in a range of heights.

To ensure user comfort seating heights need to be paired with the corresponding table height.



Pebble

Stools

Versatile, contemporary and multi-functional. The Ottomans are a great addition to office breakout and informal areas, and ideal for modern learning environments.

SEATING · Lounge & Sofas



PEBBLE
1 Seats
W750 D730 H430



PEBBLE
2 Seats
W950 D930 H430



PEBBLE
3 Seats
W1150 D1130 H430



SEATING · Lounge & Sofas



**PRIMO (L)
Stool**
W450 D405 H540
SH460



SOL (S)
W405 D405 H450
SH450



HEX
W430 D430 H500
SH500



KITA (S)
W425 D410 H455
SH455



PINN
W510 D510 H430
SH430



KRATIK
W500 D475 H450





PRIMO (M)
W450 D410 H710
SH630



KOAKOD (BM)
W465 D490 H855
SH630



ODIE
W55 D460 H870
SH660



KITA (M)
W440 D410 H625
SH625



FRISKY
W460 D455 H780
SH695



KITA (H)
W465 D410 H765
SH765



WINNIE
W430 D360 H890
SH760



SOL (H)
W350 D350 H720



BARON COUNTER
W480 D440 H990
SH800



PRIMO (H)
COUNTER STOOL
W450 D410 H845
SH770



KOAKOD (BH)
W490 D500 H995
SH760



H-HOC-CS
W450 D495 H1020
SH760



TWELVE (F)
W550 D515 H995
SH775



TWELVE (B)
W550 D515 H995
SH775

Benches

Health and abilities.
Versatile and durable gives organizations the flexibility to adapt waiting spaces over time to meet changing needs.
Our benches unified design language and range of available surface materials encourages creativity and the creation of unique and inviting spaces.

RHYTHM



A modern design with durable polypropylene shell to ease in cleaning, fit both formal and informal spaces.

ULTRA



TEMPO



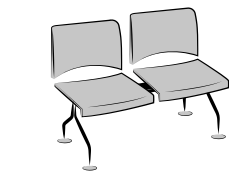
MARCH



Stylish and slim
veneer shell with HPL finish in row creates an elegant solution for public

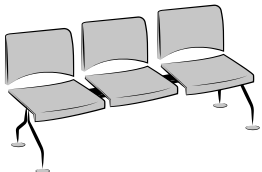
SEATING · Benches

RHYTHM |



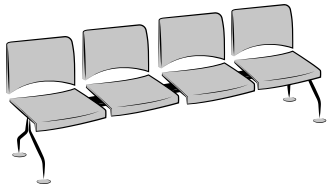
Rhythm 2 Seater Bench
Overall (mm.) Seat (mm.)

W985 W430
D 460 D 420
H 810 H 450




Rhythm 3 Seater Bench
Overall (mm.) Seat (mm.)

W1515 W430
D 560 D 420
H 810 H 450




Rhythm 4 Seater Bench
Overall (mm.) Seat (mm.)

W2045 W430
D 560 D 420
H 810 H 450



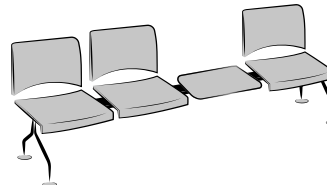
Rhythm 2 Seater with Table
Overall (mm.) Seat (mm.)

W1515 W430
D 560 D 420
H 810 H 450



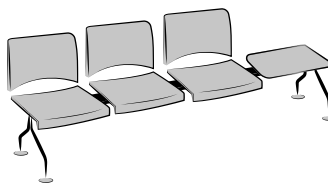
Rhythm 2 Seater with Table
Overall (mm.) Seat (mm.)

W1515 W430
D 560 D 420
H 810 H 450



Rhythm 3 Seater with Table
Overall (mm.) Seat (mm.)

W2045 W430
D 560 D 420
H 810 H 450



Rhythm 3 Seater with Table
Overall (mm.) Seat (mm.)

W2045 W430
D 560 D 420
H 810 H 450

ULIRA |

W1030 W450
D 500 D 460
H 820 H 460

W1530 W 450
D 500 D 460
H 820 H 460

W2080 W450
D 500 D 460
H 820 H 460

W1530 W450
D 500 D 460
H 820 H 460

W1530 W450
D 500 D 460
H 820 H 460

W2080 W450
D 500 D 460
H 820 H 460

W2080 W450
D 500 D 460
H 820 H 460

TEMPO |

W985 W410
D 505 D 400
H 830 H 450

W1515 W410
D 505 D 400
H 830 H 450

W2045 W410
D 505 D 400
H 830 H 450

W1515 W410
D 505 D 400
H 830 H 450

W1515 W410
D 505 D 400
H 830 H 450

W2045 W410
D 505 D 400
H 830 H 450

W2045 W410
D 505 D 400
H 830 H 450

MARCH |

W1040 W470
D 570 D 465
H 810 H 460

W1595 W470
D 570 D 465
H 810 H 460

W2170 W470
D 570 D 465
H 810 H 460

W1595 W470
D 570 D 465
H 810 H 460

W1595 W470
D 570 D 465
H 810 H 460

W2170 W470
D 570 D 465
H 810 H 460

W2170 W470
D 570 D 465
H 810 H 460

SEATING · Benches

MULTI-TASK CHAIRS

Seating

Multi task chairs is a plain of lifestyle

A comprehensive range of multi-purpose chair for perfectly matched to essential usages and interiors with relax and comfort.



restaurant



office



bedroom



study



bar





MOFI

W485 D535 H835
SH 455



MOFI

W410 D430 H630
SH330





PUPE
(Legs - Metal)
W475 D580 H835
SH475



LID
B470 T370 H405
* T is top and B is base



ENRICH
W525 D520 H755
SH475



JOLIE
W510 D520 H790
SH450 MM



PUPE
(Legs - Wooden)
W455 D530 H830
SH450



NOIR
W540 D510 H835 SH760
W540 D510 H735 SH650



PAM
W575 D520 H805
SH460



AGE
W470 D560 H770
SH460 MM





PUFF
(Legs - Wooden)
W540 D530 H817
SH475



PUFF
(Legs - Metal)
W575 D530 H810
SH475



EMPY
W580 D560 H790
SH460



BELLY
W575 D520 H805
SH460



PLUNK
W590 D540 H820
SH470



PLUNK FIXED
W590 D540 H820
SH440



FRAME
W485 D555 H830
SH455 MM



COMPACTUS

STEEL STORAGES (STACKABLE)

WOODEN STORAGES

Maximize your organizational options without compromising valuable workspace. All of our storage portfolios are designed to blend with our systems, tables and desks.

“
STORAGES
”

Compactor

Compactor Storage

Compactor is systems, solutions for
Industrial Storage Equipment, Material Handling
Automation, Rack Protection & Office Storage.

MOBILE SHELVING SYSTEMS

Mobile Shelving Systems offers high-class leading technical innovation, design versatility and user-configurable options.

Double your storage capacity with Compactor Systems with a streamlined singular aisle design cramped? frees up space for othe.



HAND DRIVE

With the basic standard storage solution system, the Hand-Drive unit is the key. It is suitable for limited storage areas and outstanding on long corridors.

Each unit consists of lightweight and strong construction material creating the units to slide effortlessly.

Desegregate handles prevent any obstructions into working spaces and possess uniform appearance.






MECHANICAL DRIVE

Mechanical-Drive units are an upgraded version of Hand-Drive. These units are suitable for a large storage area.

Mechanical units still consist of lightweight and strong construction material, with the use of high tensile aluminum and combination of high-quality woods and plastic.

The special design of these units added the crank handle function which makes moving heavy loads become much easier due to our advanced gear system.



SHELVING SYSTEMS

The shelving system is one of the indispensable pieces of furniture in any building, such as hospitals, offices, schools and every business group.

Compactor Systems, We produce and install shelving that customers can design to fit their space. We are also happy to give advice on the most suitable and creative design.

Our shelving systems are attractive and strong and durable from serving customers for over 20 years.



FLEXI-SHELVE

Flexi-Shelf is a panel shelf system. The shelf consists of an advanced combination of steel and aluminum causing the shelf to withstand and store the products weighing up to 70 kg. With extra reinforcement bars that we can add under the shelves to increase the weight capacity up to 150 kg. The shelves will be able to adjust up and down by 20 mm increments along the shelving system.

Flexi-Shelf also comes with standard optional accessories in the range of Book shelf support, Dividers, Hanging Rack, and etc.



NOVA-SHELVE

Nova Shelving is a lighter version with four-shelving systems. The post frame can both stay open or be fitted with plastics, plain steel panel or polypropylene panel. The shelf has the capacity to store products weighing up to 70 Kg with the ability to level the adjustable to 20 mm increments.

Nova Shelving will provide custom depths for special applications and also comes with standard optional accessories in the range of Cloth Rack, Drawer, Hanging file frame, and etc.

Stack

Steel Storages (Stackable)

To enhance workplace performance, the range of versatile storage system keeps work materials at hand. With STACK steel cabinets, the choices keep coming. Models include mobile pedestal, free standing book shelf cabinet, and lateral filing cabinet. Add it all up, and you have a very complete array of storage system to meet any functional and design requirement. STACK offers attractive combinations of choice and quality at a cost conscious price. Ideal for holding files and documents, STACK can be positioned under the work surface for handy individual storage, or placed outside workstations for archival or shared storage.




STORAGES · Storages

STORAGES · Storages



Wood Door Handle



U-Type



T-Type



I-Type

Steel Door Handle



Mouse Grey



Yellow



Orange

STORAGES · Storages



STORAGES · Storages



THE OPEN SPACE

The open space office requires elements to separate the operative workspaces. These partitions must serve the needs of the different workstations and at the same time ensure them greater privacy. The modularity of the STACK series and its wide range both of sizes and accessories makes it ideal to respond effectively to these needs. STACK thus serves a dual purpose, as it combines the storage function with that of dividing the spaces and lending decor to the rooms.



locker

The workforce and the office space is dynamics. Users are on the move, in and out of work. The personal storage requirement is increasing. More and more company require personal, and temporary storage for their staff.

The STACK, steel lockers, are available in different widths, height and finishes. It make STACK locker highly adaptable to all spaces and uses.



Multi

Wooden Storages

Maximize your organizational options without compromising valuable workspace. All of our storage portfolios are designed to blend with our systems, tables and desks.

Available in one and two tones colors

STORAGES · Storages



STORAGES · Storages



PEDESTALS

Pedestals are the ideal complement to workstations. With its clear design and very high level of functionality– mobile, support, with lateral access, 3 drawers + file drawer etc. It is the mobile addition to office furniture that makes offices appear practical, flexible and modern.



Dado

Wooden Storages

DADO collection suggests concrete solutions for the modular office furniture. It has its roots in a system of squared modules, available in all of the finishes of this same collection, which can be combined and placed in a number of environments, from the directional to the living space.



“ ARCHITECTURALS & RECEPTIONS ”

MODULAR WALL

ACOUSTIC SOLUTIONS WALL & CARPET

RECEPTIONS

Designed to fit the needs of today's open-plan workspaces, our wall systems and acoustic solutions can create private space that offers privacy and effectively reduce noise and reverberation.

Scene

Modular Wall

SCENE is more than just an elegant glass partition; it is also an economical solution for your working environment. The minimal profile height and seamless connection with other SCENE solutions, create a high quality transparent aesthetic. Innovative system combining aesthetic appeal, unique design and high performance. Performance for acoustic insulation; for fire resistance; for structural strength and stability.



ARCHITECTURAL · Modular Wall

ARCHITECTURAL · Modular Wall

ARCHITECTURAL · Modular Wall



ARCHITECTURAL · Modular Wall



Design

- Minimalistic super slim design
- Robustness of mechanism with maximum height of 3 meters
- Luxury finish with super clear polycarbonate glass joiner
- Both full framed and frameless design available

Flexibility

- Fully adjustable to floor & ceiling tolerance up to +-15mm
- Seamless connections between glass panels & service box

Superior Quality

- Sound rated door available
- All hardware are accordance to EN standard



Efficiency

- We understand the importance of timeline.
- SCENE will help the installation time to be faster and easier with our First patented front-loading glass self adjusting partition system.

Safety

- With front-loading glass system the installer can handle glass with ease, reducing risk of injury or glass breaking.

DOORS & PANELS



SLIDING DOORS

- Wood
- Glass

SWING DOORS

- WOOD
- Metal Frame + Glazed

GLASS PANELS

- Full-Height

SOLID PANELS

- Full-Height
- Full-Height with Transom
- Multi-Segment

GLASS CORNER


- 2-Way 90 degree
- 3-Way 90 degree

FRAME COLOR OPTIONS



TECHNOLOGY

Connections between glass panels & service can also be performed without profiles by gluing the glass with a special strong bonding silicone adhesive.



Flex

Modular Wall

FLEX is a fully de-mountable, interior wall and full height storage system, offering a modular, systems solution to office partitioning and storage requirements.

The modular construction and co-ordinated finishes of FLEX, facilitates the suiting of all interior walls including, structural / masonry cladding, solid and glazed partitions, door, single and double sided storage walls. All frames and panels are factory finished allowing fast, simple installation and reconfiguration.

FLEXIBLE

The ease with which FLEX can be reconfigured, allows a company to operate at peak efficiency as internal moves or re-allocation of space that would, (because of cost and disturbance) normally be left until absolutely critical, can be achieved with minimal disturbance and at very little cost.

FUNCTION

The combination of solid, glazed or half glazed partitions with the numerous storage options.



ARCHITECTURAL · Modular Wall

ARCHITECTURAL · Modular Wall



- 1. DOOR HANDLE
- 2. DOUBLE DOOR PANEL
- 3. SINGLE GLASS
- 4. STORAGE WALLS

FLEX storage walls are the most efficient use of vertical storage space, giving 20-30% saving in floor area.

- 5. CABLE MANAGEMENT

All partitions and storage wall units feature a full cable management system, with optional power, data and communication outlets.

Florplan

Acoustic Carpet Tile

FlorPlan carpet tile is a high performance, eco-friendly carpet tile. It consistently outperforms PVC-backed carpet tiles in many respects. Traditionally carpet tiles are backed with PVC. But, of particular concern, PVC has increasingly been viewed as undesirable for its health risks as it contains stabilizers, chemicals such as lead and plasticizer, all of which may be released into the indoor environment throughout the life of the carpet. Our Florplan® carpet tiles with EcoStep backing which is made of regenerated PET fibers meets Carpet & Rug Institute's Green Label Plus program, contributing to healthy indoor environment..



As a consequence of our environmental product design, Florplan® carpet has been granted certifications from major environmental institutions in Australia, Singapore and U.S.A. as an environmentally-friendly product. Users of Florplan® carpet may earn environmental points from LEED (Leadership in Energy and Environmental Design). for their projects.

OurFlorplancarpettilesarebackedwithEcoStep®,aninnovativecushionbackingdevelopedbyFeltech. EcoStep® is a nonwoven felt made of 85% recycled PET fibers regenerated from discarded plastic drinking water bottles reclaimed as post-consumer waste. The fiber-bonded backing provides an excellent cushion effect for underfoot comfort and reduces carpet fatigue enabling carpets to retain their new look longer. The product is uniquely ours and represents our innovative approach.

Green
Lable Plus
program



Level 4
Environmental
Certification
Scheme (ECS)
accredited by
Carpet Institute of
Australia (CIAL)



Singapore
Green Labelling
Scheme



ACOUSTIC FLOOR
FLOORPLAN

Acoustical values

Noise Reduction Coefficients SAA/NRC 0.35
ASTM C 423 - 09a Standard Test Method for Sound Absorption and Sound Absorption Coefficients by the Reverberation Room Method.

Absorption Coefficients-Sabins / FT²

| (Hz) | 125 | 250 | 500 | 1000 | 2000 | 4000 | SAA | NRC |
|------|------|------|------|------|------|------|------|------|
| | 0.01 | 0.07 | 0.31 | 0.51 | 0.51 | 0.50 | 0.35 | 0.35 |

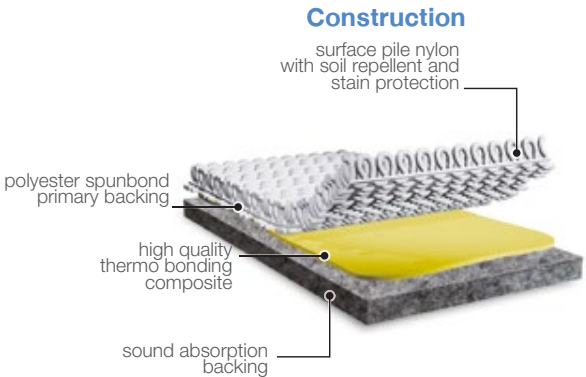
Sound Transmission Class STC 52
(over a wood joist floor/ceiling assembly with 0.75 inch of gypsum concrete)
Tested and classified in accordance with ASTM E90-09/E413-16

Impact Insulation Class IIC 66
(over a six inch concrete slab with a drop ceiling)
Tested and classified in accordance with ASTM E492-09/E989-06

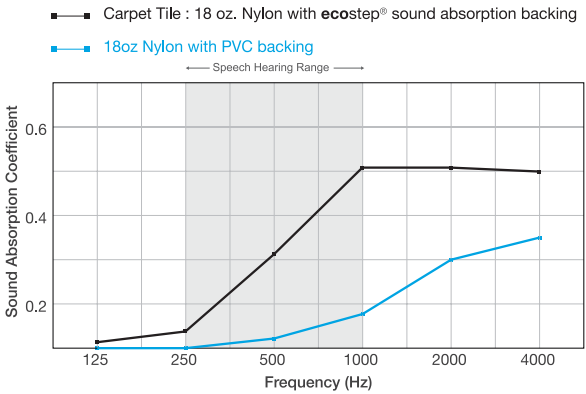
Acoustic
Carpet tile

ecostep sound absorption backing

ecostep®



ecostep® marks a new era in the development of high performance and Environmentally advanced carpet tile secondary cushion backing



Acoustically superior

ecostep® is a sound absorption backing with excellent acoustic and noise reduction properties, providing a quieter environment.

High underfoot comfort & Excellent

appearance retention
ecostep® is a cushion backing that effectively absorbs foot impact giving a luxurious experience compared with hard backings.
ecostep® extends the life and appearance of the carpet by absorbing the impact of foot traffic.

Superior breathability

ecostep® is up to 40 times more permeable than most other modular carpet tiles, offering superior breathability.

80% post-consumer recycled content

Every square meter of ecostep® diverts 34 PET (600ml) drinking bottles from landfill. Its recycled content meets the USGBC, LEED Criteria MR 4.1 and 4.2 Recycled content.

Improved indoor air quality

ecostep® has low VOCs providing a safer atmosphere and complies with the Indoor Air Quality monitoring program by the Carpet & Rug Institute (CRI) and meet LEED criteria, EQ3.2 Indoor Air Quality.

No PVC, fiberglass or bitumen used

florplan® carpet tile is stabilised using a special non woven backing process creating dimensional stability without the use of harmful, polluting and environmentally damaging materials.



Product specifications (Nylon)

| | |
|-------------------|--|
| Construction | Textured Tufted Loop Pile |
| Face Fiber | Nylon BCF with anti static filaments |
| Dyed Method | Solution Dyed |
| Gauge | 1/10 1/12 |
| Pile Thickness | 4 mm +/-10% |
| Total Thickness | 8 mm +/-10% |
| Tuft Density | 200,000 / m2 |
| Primary Backing | 100% non woven synthetic spunbond |
| Secondary Backing | EcoStep, sound absorption backing (80% recycled PET bottles) |
| Tile Size | 500 x 500 mm |
| Custom Size | 250 x 1000, 1000 x 1000 mm 500 x 1000, 600 x 600 mm |

Performance

| | |
|----------------------------|-------------------------------------|
| Traffic Classification | Heavy Contract |
| Castor Chair Rating | BS EN 985, > 2.4 continuous use |
| Hexapod Tumble drum Tester | ASTM D 5252, > 3.5 at 12,000 cycles |
| Dimensional Stability | BS EN 986, < 0.2% |
| Electrostatic Propensity | AATCC 134, <-3.0 KV |
| Light Fastness | ISO 105 B02, min 6 |
| Thermal Resistance | 0.17 m2 K/W. |

Flammability

| | |
|-----------------------|---|
| Flooring radiant test | ASTM E648, Class 1 |
| Smoke density | ASTM E 662, < 450 (flaming mode) |
| Hot Metal Nut | BS 4790, Low radius effects of ignition |

Acoustic Performance


| | |
|---|---|
| Sound Absorption | ASTM C423-09a |
| Frequency (Hz) Noise Reducton Coefficient (NRC) | 250 500 1000 2000 4000 NRC 0.07 0.31 0.51 0.51 0.50 0.35 |

| | |
|-------------------------------------|-----------------------------|
| Impact Sound Insulation Class (IIC) | ASTM E5492-09, IIC 66 |
|-------------------------------------|-----------------------------|

| | |
|-------------------------------|---------------------------|
| Sound Tranmission Class (STC) | ASTM E90-09, STC 52 |
|-------------------------------|---------------------------|

Sustainability

| | |
|--------------------|---|
| Indoor Air Quality | U.S. Green Building Council (LEED) & CRI's Green Label Plus compliant for VOC's emission rate limits. |
| Accreditaion | • Australian Carpet Classification Scheme (ACCS) : Environmental Classification Schem, ECS Level 4-maximum points. • Singapore Green Label-Environmentally Friendly carpet certificate # 039-009. • Manufactured under management system certified as complying with ISO 9001 & ISO 14001 |
| PVC Minimization | 100% PVC and bitumen free. |
| Recycled Content | Post-Consumer recycled content minimum 25% by weight of product. |



Product specifications (Polypropylene)

| | |
|-------------------|--|
| Construction | Textured Tufted Loop Pile |
| Face Fiber | 100% Polypropylene BCF |
| Dyed Method | Solution Dyed |
| Gauge | 1/10 |
| pile Treatment | UV Protection |
| Pile Thickness | 4 mm +/-10% |
| Total Thickness | 8 mm +/-10% |
| Tuft Density | 200,000 / m2 |
| Primary Backing | 100% non woven synthetic spunbond |
| Secondary Backing | EcoStep, sound absorption backing (80% recycled PET bottles) |
| Tile Size | 600 x 600 mm |

Performance

| | |
|--------------------------|---|
| Traffic Classification | General Contract |
| Castor Chair Rating | BS EN 985, > 2.4 continuous use |
| Dimensional Stability | BS EN 986, < 0.2% |
| Electrostatic Propensity | AATCC 134, < -3Kv |
| Light Fastness | ISO 105 B02 min, 6 |
| Thermal Resistance | 0.17 m2 K/W |
| Flammability | Hot metal nut, BS 4790 Low radius effects of ignition |

Acoustic Performance

| | |
|--|---|
| Sound Absorption | ASTM C423-09a |
| Frequency (Hz) Noise Reduction Coefficient (NRC) | 250 500 1000 2000 4000 NRC 0.07 0.31 0.51 0.51 0.50 0.35 |

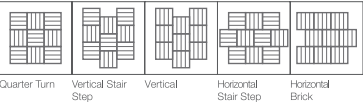
| | |
|-------------------------------------|----------------------------|
| Impact Sound Insulation Class (IIC) | ASTM E492-09, IIC 66 |
|-------------------------------------|----------------------------|

| | |
|-------------------------------|---------------------------|
| Sound Tranmission Class (STC) | ASTM E90-09, STC 52 |
|-------------------------------|---------------------------|

Sustainability

| | |
|------------------|---|
| Accreditation | Manufactured under management system certified as complying with ISO 9001 & ISO 14001 |
| PVC Minimization | 100% PVC and bitumen free. |
| Recycled Content | Post-Consumer recycled content minimum 25% by weight of product. |

Installation Method



Acoupanel


Acoustic Wall Panel

AcouPanel is an innovative, high-performance acoustic panel manufactured rigid to provide impact resistance ideal for wall and ceiling applications. Made of 100% polyester fibers with high content of regenerated fibers from post - consumer discarded plastic drinking water bottles.

AcouPanel is available in five standard colours and can be supplied in standard size or custom-cut and in special shape to suit each individual requirements. AcouPanel is easy to install using adhesive on wall. Ceiling boards can be hung vertically or horizontally with hooks on joists.

AcouPanel Décor (design options)

AcouPanel is a unique acoustic product which combines superior acoustic performance with design options. With the latest digital printing technology, any pattern or image can be printed on the panel, offering you the flexibility to add visual effects to create a unique environment in your workplace





ACOUSTIC PANEL

rigid acoustic panel

acoupanel is a rigid panelmade from 100% polyester fibers including 60% regenerated fibers made from post-consumer discarded PET drinking bottles.

acoupanel is superior in sound absorption (NRC 0.45-0.60); suitable for use on interior walls and for ceilings where noise reduction is desired. acoupanel is an innovative and unique acoustic product on to which any design or image can be printed providing you the flexibility to create a unique atmosphere in your workplace or home. What makes the acoupanel custom printing option highly attractive to designers is that it is a printing method that has minimal impact on the acoustic properties of the printed material. So with the custom printing and cutting service, there is on reason why spaces cannot be designed forthe ear and the eye.

AVAILABLE COLORS



ACOUSTIC PANEL

semi rigid acoustic panel

acoupanel 25 mm and 50 mm is semi rigid sound abworption wall and ceiling panel designed to reduce ambient noise and excessive reverberation. They can significantly reduce the amount of echo

creating acoustic balance across respectively all frequencies from low to high with NRC 0.75 and 0.90

They can be glued directly to any wall or ceiling horizontally and are offered in a standard flat surface panel or printed creating multiple aesthetic options for your acoustic treatment.



Available colors
Black, White, Printed

- (1) acoupanel (AP50) 50 mm, Black
- (2) acoupanel (AP25) 25 mm, White
- (3) acoupanel (AP25) printed 25 mm

| Description | AP25 | AP50 | | | | | |
|--|------------------------------|-----------------|------|------|------|------|------|
| Material | Polyester Fiber | Polyester Fiber | | | | | |
| Weight | 2400 g/m2 | 4800 g/m2 | | | | | |
| Density | 100 kg/m3 | 100 kg/m3 | | | | | |
| Thinkness | 25 mm +/-10% | 50 mm +/-10% | | | | | |
| Size | 1220x2440 mm | 1220x2440 mm | | | | | |
| ISO 717 Part 1 : Sound Transmission Class, STC | 5 | 5 | | | | | |
| ISO 354 : Sound Absorption, NRC | 0.75 | 0.90 | | | | | |
| Absorption coefficient | | | | | | | |
| Hz | 125 | 250 | 500 | 1000 | 2000 | 4000 | NRC |
| Ap 25 | 0.23 | 0.35 | 0.67 | 0.93 | 1.06 | 0.94 | 0.75 |
| Ap 50 | 0.22 | 0.63 | 0.95 | 0.98 | 0.98 | 0.93 | 0.90 |
| ISO 105-B02-1994 Colour fastness to light | >6 | | | | | | |
| AS/NZS 3837 Test for Heat and Smoke Release Rates | Group classification 3 | | | | | | |
| ASTM D629-99 Moisture Content | <0.15 % by Weight | | | | | | |

ACOUSTIC PANEL



ACOUSTIC PANEL



Luna

Receptions

LUNA has a double face, so it appears in two versions that express the product's versatility not only from a functional viewpoint but also in terms of appearance, thanks to the use of materials which are in some way the opposite of one another. The warmth of the wood finish sets off the technical look of the methacrylate.



LUNA makes use of its rhythm and modularity to furnish spaces both large and small. The height of 113 cm. favors personal inter relationships, and thanks to the straight modules in lengths of 100 and 160 cm. and the 60° and 90° curved models, it traces custommade geometries, creating solutions that are attractive, functional and re-configurable.



Luna wood



1. To emphasize the roundness of the wood

LUNA reception unit, aluminium - coloured horizontal profiles are inserted into the front panel.



2. The elegant wood version

The elegant wood version has an acid - etched glass top matched with dark oak, light oak and cherry finish of the fronts, shelves and closing sides.



3. The system is completed with wire

The system is completed with wire management, the shutter cabinet unit.

TECHNOLOGY SUPPORT

POWER & DATA

LIGHTING

DECOR'

“

ACCESSORIES

”

Discover tools to organize space, support communication and technology to help individuals create comfortable, efficient and ergonomically workspaces for more productive working environment.

COLLABORATIVE TOOLS

Technology Support

Mobile Collaborative Tools provide flexibility when collaborating. With rolling casters, and with integrated cabling make it easy to move technology into any space from, impromptu meeting spaces and brainstorming spaces never far from reach.



MOBILE TV STAND
W800 D330 H1550



MOBILE WHITEBOARD
W900 D500 H1990



PODIUM
W700 D620 H1100

COMPUTER SUPPORT

Technology Support

Optimize your workspace with technology support and ergonomic accessories.



CPU HOLDER
W320 D240 H535



MOBILE CPU HOLDER
W222 D500 H361



KEYBOARD TRAY
W557 D283 H35

POWER & DATA

BUILT-IN BOXES

Built-in boxes combine state of the art technology and attractive design and blend subtly into your furniture surface.



NETBOX Combi Duplex

- ⊗ Double-sided cable exit with spring-cushioned cover
- ⊗ Sleek surface in aluminium finish
- ⊗ Offers space for up to 8 power, power, data and multimedia modules



NETBOX Compact

- ⊗ Spring-cushioned cable exit
- ⊗ High-quality surface in aluminium finish
- ⊗ Choice of 4 modules



NETBOX Combi

- ⊗ Large cable tray
- ⊗ High-quality surface
- ⊗ Choice of 4 modules



NETBOX Spot

- ⊗ Minimalist design
- ⊗ Available as a power socket or combination of 2 communication modules



NETBOX Axial

- ⊗ High quality design
- ⊗ Flip up cover accessible from one side



NETBOX Axial Comfort

- ⊗ High quality design
- ⊗ Spring supported opening mechanism
- ⊗ Flip up cover accessible from one side



NETBOX Smart Tray

- ⊗ Features a tray to hold cables
- ⊗ Installed below a flip-up in the table surface
- ⊗ Built-in unit mounted under the conference or meeting table



Make your decision – either choose our standard, table top, installation or profile NETBOX. The respective NETBOX casing offers exactly the advantage needed for your field of application.

NETBOXES, We make highest demands on the quality and safety of our products and services. We subject all NETBOXES to a 100% functional test prior to dispatch. Working according to the certification ISO-9001 as well as the awarded worldwide approvals and quality marks for our products go without saying.



NETBOX Line

- ✓ Attractive design
- ✓ Space effective installation
- ✓ Ideal combination for a support arm for TFT screens
- ✓ Ideally suited for combination with monitor arm



NETBOX Style

- ✓ Clean design
- ✓ Available in various length
- ✓ Tool-less installation



NETBOX Turn Comfort

- ✓ Attractive design
- ✓ Spring supported opening mechanism
- ✓ Accessible from both sides



NETBOX Turn

- ✓ Attractive design
- ✓ Rotating mechanism
- ✓ Accessible from both sides

DESKTOP BOXES

Desktop boxes combine innovative technology and attractive optics and have been especially designed for the sight area of your workplace.



NETBOX Smart

- ✓ Sleek and modern design
- ✓ Mounting with power-strips or aluminium clamp



NETBOX Pearl

- ✓ Easy access on table surface
- ✓ Easy relocation
- ✓ Stylish design
- ✓ Available in 7 colors



NETBOX Leaf

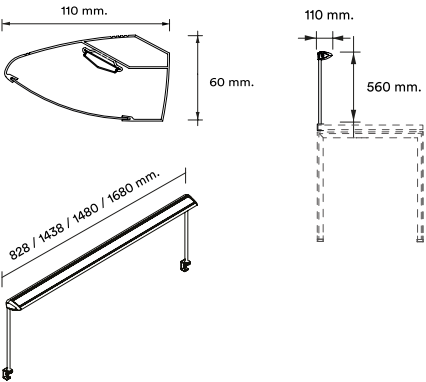
- ✓ Inspired by nature featuring an organic design
- ✓ Direct access to power and communication outlets
- ✓ Highly flexible and easy to relocate

Tasklight

Lighting

TASK LIGHT is the masterpiece that was inspired by the light of nature. From this inspiration and creative, it became a work piece that blends the nature into the modern style with the fully functional of lighting for the proper use. It can be said that the Task Light is accommodated a variety of usage and of all its forms for now and in the future.

SINGLE TASK LIGHT



End Cap



Front Cover



Task Light Body



Top Camp



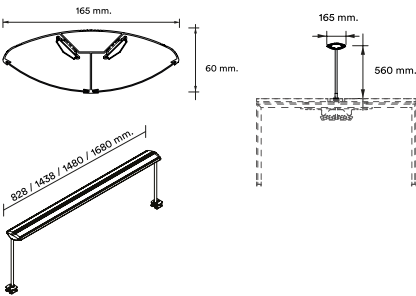
Universal Track Camp



PRODUCT DETAILS

LED Lamp.
Type of light is warm white.
Voltage supply 100-240 V.
Frequency 50/60 Hz.

DOUBLE TASK LIGHT



End Cap



Front Cover



Task Light Body



Center Camp



Universal Track Camp

ACCESSORIE

ACCESSORIE


DECOR'

DAISY

Space Divider

DAISY rectangular space dividers are perfect for screening views or creating separate seating areas in large and small open indoor spaces in any hospitality, commercial, or residential environment.

This divider allows you more flexibility in changing the feel of a space, ensures a healthier climate, improved acoustics, clear visual boundaries and creative freedom when planning large and small indoor areas.



DAISY
Space Divider
W900/1200 D230 H1100

WORKTOP ACCESSORIES

Office accessories for a well-organized desk.

Space-efficient desktop organization making your workspace more organized. Get down to business with a coordinated set of modern desk accessories.



Vertical Paper Tray
W322 D36 H252



Binder Holder
W102 D236 H303



Multi-tasks Tray
W182 D147 H92



Memo Board
W680 D14 H250



Pencil Cup
W74 D103 H102



A4 Paper Tray
W302 231 H52



Mobile Phone Shelf
W100 D136 H138



Magnetic Board
W254 D13 H252



Candy Tray
W85 D90 H20



Pencil Tray
W302 D114 H42



Telephone Shelf
W204 D167 H156

SPACE MANAGEMENT

VISITOR MANAGEMENT

SMART LOCK

DATA ANALYTICS

“ SMART & TECHNOLOGY ”

A smart office is key for a better employee and customer experience. Our smart office Solutions bring seamless and smart integration into any space that enhances the employee and customer experience while providing business with intelligence to drive better workplace decisions.



SMART TECHNOLOGIES

SMART TECHNOLOGY

By integrating the tools and Technology into your office

A Smart office uses different tools to support modern workspace, run more productive meetings, help employee do their best work, help employee quickly and easily find workspace to suit their needs, and help organizational leaders analyze ways tools and facilities Spaces can be used most efficiently.



1



SPACE MANAGEMENT
Workspace productivity & Resource management

2



VISITOR MANAGEMENT
Contactless check-in creating unique customer and visitor experience.

3



SMART LOCKER SYSTEM
The self-service, smart locker management system for flexible working

SPACE MANAGEMENT

Smart Techonologies

WE'RE THE GLOBAL LEADER IN WORKSPACE SCHEDULING TECHNOLOGY

We make it easy to find and book space to Meet up and work together. We provide workspace Scheduling software to over 1,000 of the world's biggest brands, integrating workspace and meeting room reservation solution that help remove friction in the workplace and free businesses and their people up to the get the most out of their working day.

YOUR WORKSPACE IS AN ASSET. WE HELP YOU MAKE THE RIGHT DECISION FOR YOUR SPACE, EVERY TIME.

Our integrated solutions work to improve productivity and space efficiency for leading organizations around The world. Our industry leading meeting room and workspace scheduling technology helps you to maximize your workspace and create a more productive and collaborative workplace experience for you and your Business.

HELLO. WE'RE



CONDECO

DESK BOOKING SOFTWARE

Enable flexible workspace
People love with out desk
booking software

Our desk booking software enables you to manage desks and workspace - all from one cloud-based system. With Our pioneering solution, you can finally give your mobile Workforce the flexibility to easily find a space suits their Needs whenever they need to.

- Agile work that flows with multiple booking methods
- Workspace that works harder by making better use of space
- More choice, happier staff by giving employee more freedom and choice in their workplace
- Monitor and measure and make better, data-based planning decisions



DESK BOOKING SCREEN

The simpler clearer way to manage and reserve
flexible workspace

- Free or busy - at glance with clear booking details
- Release unused space if users don't check in on the device
- Friction -free working with our desk booking software and mobile app

DESK BOOKING KIOSK

Set People off on the right foot, every time

Enable flexible workspace reservation with the desk Booking kiosk.it works seamlessly with Condeco Desk booking to bring a straightforward workspace Reservation experience to your lobby space.



MEETING ROOM BOOKING SOFTWARE

Simplify your meeting room booking onto one scalable platform

No matter where you're working or on what device, our meeting room booking software is the easiest way to bring your people together and make a success of your meetings. manage your meeting rooms, visitors and services through one solution. and create a workspace that works harder for everyone

- Simplify room booking with one central solution
- Book meeting rooms on-the-go with the mobile app
- Book in your Outlook calendar
- Get more out of your workspace with usage reporting



MEETING ROOM SCREEN.

A perfect addition to a smarter workspace

- Clear booking information with meeting details and availability lights
- Increase room availability and usage
- Instant booking directly from the screen
- Sleek design for your workspace



MEETING ROOM WAYFINDER.

Keep everyone on track with Wayfinder

Our Wayfinder solution displays easy-to-read Booking information and provides direction to visitors and meeting attendees.



Managing a safe return to the office

OUR WORKSPACE SCHEDULING SOLUTION.

Condeco's workspace management software provides a simple-to-use solution that answers the new challenges presented by Covid-19.

EASILY REMOVE SPACE TO ENABLE DISTANCING

The solution enables you to easily adjust your existing workspace to a less dense layout that enables effective social distancing by reducing the number of usable desks and the capacity of meeting rooms in a few simple step

MANAGE THE NUMBER OF EMPLOYEES IN THE OFFICE

Condeco manages the reduction in available space by limiting the number of days an employee is able to book a desk in the office and promoting continued periods working from home. In addition to the reduced days, the system can create effective firewalls across teams by creating groups of employees that work alternate weeks or on different floors, ensuring business continuity.

ENABLE EFFECTIVE WORKSPACE SANITIZATION

A comprehensive vendor workflow manages deep Cleaning. The automatic workflow is triggered by Changes to bookings and monitors that a cleaning Task has been completed before a desk or meeting Room can be used.

TRACE CONTACTS IN CASE OF SICKNESS

Condeco records the details of every desk booking And meeting in a contact tracing database that enables Rapid tracing of employee contracts should someone Become ill. The system produces detailed reports for The HR teams an notifies the colleagues in question of The potential contact with someone who has been tested positive for the virus.



**While the phased return to the office is still being
Discussed by most organization, Condeco offers
A solution that enables you to bring back employees
in a safe and controlled process.**

VISITOR MANAGEMENT

Smart Technologies



Proxyclick is a cloud-based visitor management platform built for the best-of-breed needs of the global enterprise. The platform helps trusted brands across every industry to transform the way they welcome their visitors, employees, and contractors. Proxyclick's clients include L'Oréal, Vodafone, Revolut, PepsiCo, Audi, and other global Fortune 500 companies.



We integrate with dozens of systems and apps to make managing people flows easy, including access control systems, desk booking platforms, calendar apps, storage apps, and more.

With more than 35 million visits registered in 10,000 locations around the world, Proxyclick's solution allows organizations to minimize security and compliance risks while upholding privacy rights.

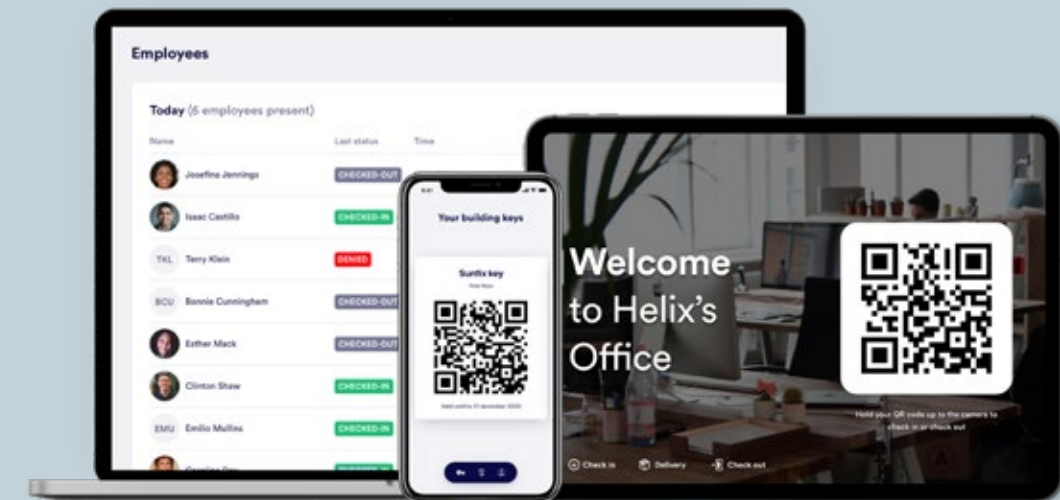
Unlock your potential, access your best work

PROXYCLICK FLOW: OUR ENTERPRISE SOLUTION FOR MANAGING YOUR PEOPLE FLOWS

The changing workplace requires innovative, collaborative solutions that prioritize safety and security without compromising on smoothness, efficiency, a warm welcome, and a great system for people flow management.

Proxyclick's cloud-based visitor management platform is built for the best-of-breed needs of the global enterprise. Through our Proxyclick Flow platform, our solution extends beyond visitor management to provide trusted brands across every industry with a single solution to manage visitor, employee, and contractor flows in compliance with global regulations. Proxyclick Flow unites access requirements, regulations, and systems, and can be tailored for organizations with single locations as well as for complex, cross-continent, multi-location set-ups and multi-tenant business sites.

As organizations of all sizes have the duty of care to keep their people safe, while also remaining compliant with changing local and national data privacy laws, Proxyclick's solution provides them with the following features:





Remote registration : Send digital health questionnaires to employees, contractors, and visitors ahead of their arrival on-site. Deny them access to the building if they do not meet screening criteria.

Desk booking : Allow employees to schedule their attendance and book their desks in advance, helping organizations adhere to building occupancy levels and ensure physical distancing on-site.

Touchless check-in : Grant employees, visitors, and contractors access to your building via unique QR codes that can be scanned from their mobile devices at kiosks, as well as doorways, turnstiles, and elevators via destination dispatch for an entirely touchless check-in process. Employees can use the Proxyclick Proovr app to immediately scan their app against unique QR codes at check-in and check-out.

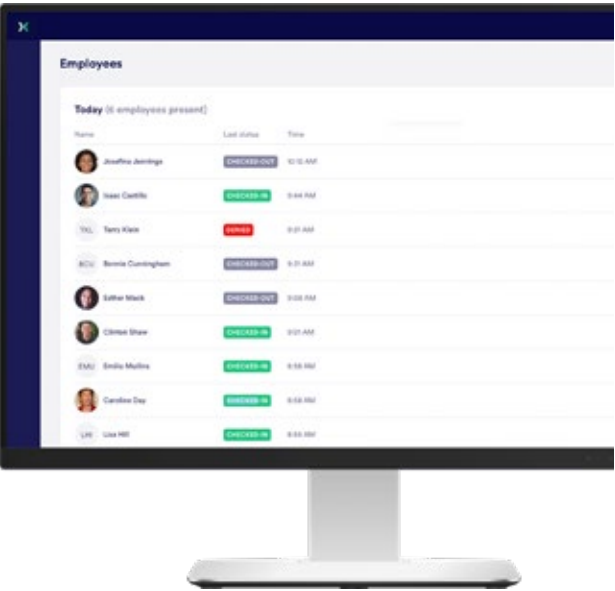


Touchless temperature scanning : Integrate contactless temperature scanners to take employees' temperatures upon arrival, and deny them access if they have a fever.

Analytics & reporting : Get access to real-time occupancy data to understand who was on-site at what time, and who they may have come into contact with, to facilitate contact tracing.

Data privacy : Proxyclick is committed to respecting data privacy, giving users the option to easily delete data, and businesses peace of mind by securely storing health data.

Emergency messages : Send an automatic message to every person on-site in case of an emergency.



SMART LOCKER

Smart Techonologies


READY NOW AND IN THE FUTURE

The Vecos locker management system seamlessly fits into a connected agile or activity-based workplace with integrated services. The self-service smart locker system collects data based on locker usage and adapts to its users' requirements. Use the app or integrate the locker operation into your smart building management system.



OUR SOLUTION

The agile and smart workplace is centred around its employees and their well-being. Optimise your ideal work environment using the Vecos smart locker system's flexibility and features. Enable any preferred way of working, from dynamic and activity-based to open office workplaces. Tailor personal storage space to the existing demand. Moreover, as a true smart building system, our locker system seamlessly integrates with cloud-based office platforms such as Mapiq.



SMART TECHNOLOGY



SMART TECHNOLOGY

**SMART BUILDINGS
THE FUTURE OF WORK IS HERE**

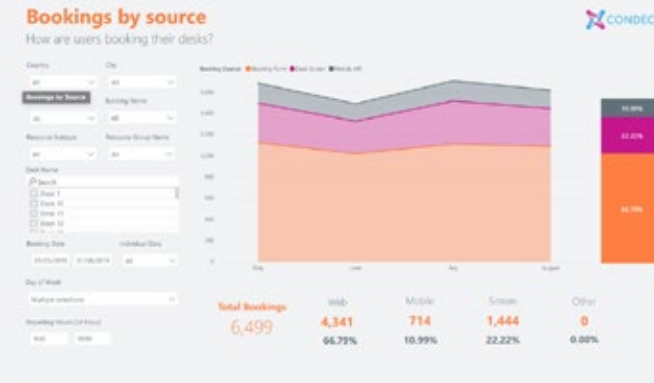
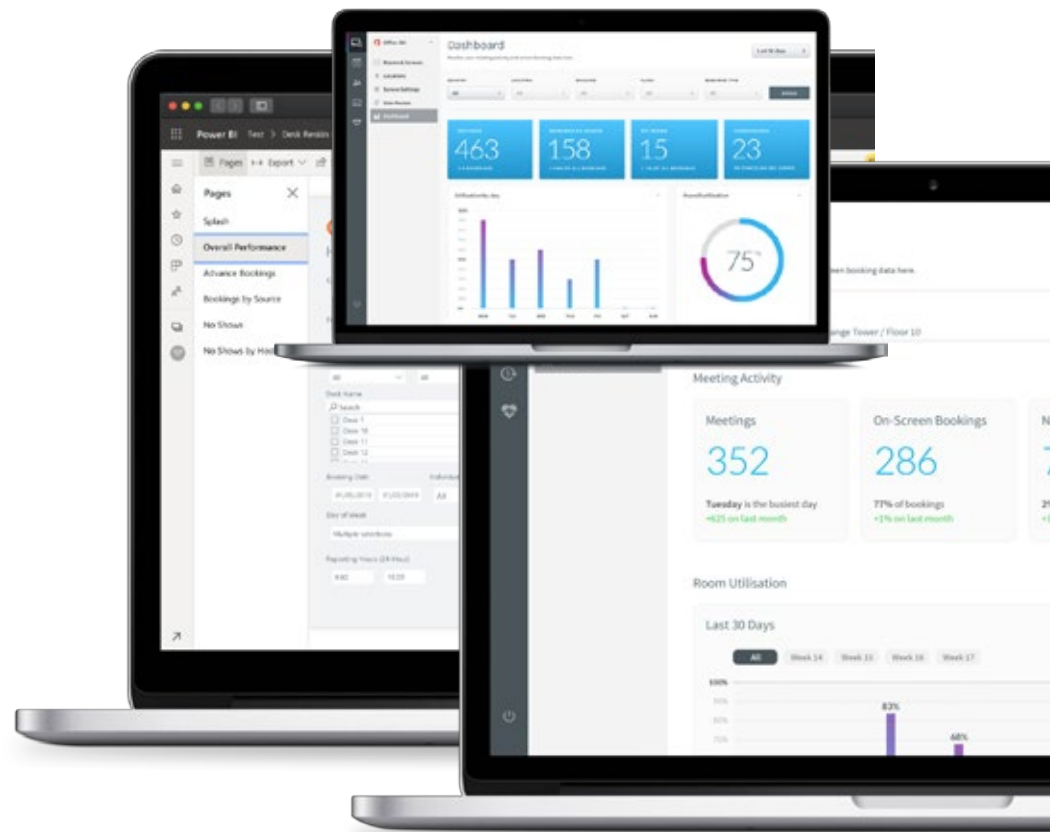
Many companies are thinking of creating a smart building. You want to have a locker management system which can also be integrated in your building management platform. All your building's technology and services managed from one place. Vecos allows you to integrate the locker management system seamlessly into your Smart Building platform.

DATA ANALYTICS

Smart Technologies

UNDERSTAND DEMAND

Measure booking of space to calculate demand for desks, meeting rooms, collaboration space, and lockers as a percentage of the workforce.



MEASURE UTILIZATION

Use sensors, interactive digital signage, and auto-check-in to measure space utilization.

MANAGE USAGE

Limit space usage and restrict employees from visiting offices without pre-booking space.



RIGHT SIZE REAL ESTATE

Monitoring and understanding demand and utilization allows the facility manager to actively make workspace adjustment and optimizing real estate provision to closely match the use.

MELAMINE

FARIC

EDGE BANDING

HANDLE

METAL

LEATHER / VINYL

ACRYLIC

GLASS

POLYCARBONATE

“ MATERIALS & FINISHES ”

MELAMINE

Avignon
MV

Charcoal
ME

Glacier
MS

Cherry capucino
MU

Noce nogaro
MN

OAK-69A
MO

Shimo ash
MH

Ice white
MW

Storm black
MK

FABRIC

G1

Newlight

: Chairs / Panel

Chocolate
78-BR

Black gold
89-BA

Raisin
68-PU

Royal blue
512-BL

Deep blue
511-BL

Ocean
58-BL

Navy
510-BL

China blue
64-PU

Expensive blue
55-BL

Sapphire
54-BL

Wedge wood
52-BL

Fluorescent blue
53-BL

Sky
51-BL

Stream line
62-PU

G1

Newlight

: Chairs / Panel

Spring
57-BL

Silver
91-GY

Bluegrass
44-GR

Cool grey
90-GY

Avocado
412-GR

Mineral
47-GR

Green olive
46-GR

Atlantis
56-BL

Emery
59-BL

Forest
45-GR

Jade
43-GR

Sapgreen
49-GR

Ultra
48-GR

Cream gold
42-GR

Fresh green
41-GR

Lemon
31-YE

Bordeaux
152-BR

Ruby
18-RE

Brick red
19-RE

Plum
14-RE

Persian red
16-RE

Raja
15-RE

Fortune red
17-RE

Mars red
20-OR

Desert sun
22-OR

Sunflower
38-YE

Sun king
27-OR

Brilliant yellow
35-YE

Damson
156-PU

Night gold
97-GY

Black pearl
98-GY

Grey
93-GY

Pewter
94-GY

Bisque
73-BR

Seasprey
50-BL

Seashell
71-BR

Wheat
75-BR

Cream
72-BR

Pearl
01-WH

Barley
02-WH

Sunrise
34-YE

Sand
74-BR

MATERIALS & FINISHES

MATERIALS & FINISHES

G1 **Platinum** : Panel



Granite P04 Khaki P03 Dark orchid P07 Skyway P17 Midnight blue P11 Laguna P16 Spring green P09



Olive P10 Deep Crimson P06 Hibiscus P15 Umber P14 Honeycomb P18 Golden orange P05 Wheat P13



Chalk P12

G1 **Season** : Panel



Amber SE05 Black SE15 Grey SE03 Sapphire SE13 Deep sea SE07 Aqua SE10 Sky SE12




Silver SE02 Meadow SE09 Leaf SE08 Flame SE11 Peach SE06 Pearl SE01 Ivory SE04

G1 **Golden land** : Panel



Sand 01-WH Pagoda 22-OR Golden carpet 32-YE Lake 42-GR Summer 51-BL Sea 58-BL Castle 72-BR



Tropical 78-BR Valley 88-BA Paradise 93-GY Lagoon 96-GY

G2 **Roma** : Panel



Silver R-11 Sand R-12 Golden R-13 Oxford R-14 Lime R-15 Terra R-16



Ash R-17 Breeze R-18 Cocoa R-19 Maroon R-20 Leaf R-21 Night pound R-22



Midnight R-23 Fire work R-24 Lake R-25

MATERIALS & FINISHES





G2 Zuri : Sofa / Loose Furniture / Panel

| | | | | | | |
|---|---|---|---|--|---|---|
|  |  |  |  |  |  |  |
| ZUR177 16 | ZUR177 14 | ZUR177 07 | ZUR177 15 | ZUR177 06 | ZUR177 04 | ZUR177 05 |
|  |  |  |  |  |  |  |
| ZUR177 03 | ZUR177 02 | ZUR177 10 | ZUR177 12 | ZUR177 13 | ZUR177 11 | ZUR177 09 |

G2 Calic : Sofa / Loose Furniture / Panel

| | | | | | | |
|---|---|---|---|--|---|---|
|  |  |  |  |  |  |  |
| CAC842 08 | CAC842 07 | CAC842 06 | CAC842 05 | CAC842 02 | CAC842 01 | CAC842 03 |

G2 Bistro : Sofa

| | | | |
|---|---|---|---|
|  |  |  |  |
| BIS479 05 | BIS479 04 | BIS479 03 | BIS479 02 |

G2 Flossy : Sofa / Loose Furniture / Panel


| | | | | | |
|---|---|---|---|---|---|
|  |  |  |  |  |  |
| FLO843 07 | FLO843 08 | FLO843 09 | FLO843 02 | FLO843 04 | FLO843 03 |
|  |  |  |  | | |
| FLO843 06 | FLO843 10 | FLO843 11 | FLO843 12 | | |

G2 New Alexa : Sofa


| | | | |
|---|---|---|---|
|  |  |  |  |
| ALE665 01 | ALE665 02 | ALE665 03 | ALE665 04 |
|  |  |  |  |
| ALE665 08 | ALE665 07 | ALE665 06 | ALE665 05 |

MATERIALS & FINISHES


G2 New Allergen Proof1 : Sofa




ALG861
04



ALG861
05



ALG861
06



ALG861
07

G2 New Allergen Proof2 : Sofa



ALG862
02




ALG862
03



ALG862
04



ALG862
05



ALG862
06

G2 New Allergen Proof3 : Sofa



ALG863
01




ALG863
02




ALG863
03


G2 New Clinique Plus : Sofa




CNP352
01



CNP352
02



CNP352
03



CNP352
03

G2 New Cottolique : Sofa



CLQ732
02




CLQ732
04




CLQ732
05


G2 New Dimo1 : Sofa Only



DMO746
01




DMO746
02




DMO746
03

G2 New Dimo2 : Sofa



DMO747
01



DMO747
02

G2 New Fermo : Sofa Only



FER830
02



FER830
05



FER830
06



FER830
07



FER830
08



FER830
11

G2 New Happ2 : Sofa




HPP947
01



HPP947
02



HPP947
03



HPP947
04




HPP947
05




HPP947
06


G2 New Keen : Sofa




KEE269
01



KEE269
02



KEE269
03



KEE269
04

G2 New

Lauren : Sofa



LAU841
01



LAU841
02



LAU841
04



LAU841
05



LAU841
06



LAU841
07

G2 New

Luster : Sofa



LUS951
01



LUS951
02



LUS951
03



LUS951
04



LUS951
05

G2 New

Marni : Sofa



MAR147
01



MAR147
02



MAR147
03

G2 New

Maxwell : Sofa



MLX648
01



MLX648
02




MLX648
03



MLX648
04



MLX648
05



MLX648
06



MLX648
08



MLX648
09

Unlock your potential, access your best work

G2 New

Modish1 : Sofa



MDH822
01



MDH822
02



MDH822
04



MDH822
05



MDH822
07



MDH822
08

G2 New

Sacco : Sofa



SAC158
02



SAC158
03




SAC158
04

G2 New


Splendid : Sofa




SPD945
01



SPD945
02



SPD945
03




SPD945
04



SPD945
05



SPD945
07




SPD945
08




SPD945
09



SPD945
10



SPD945
11



SPD945
12



SPD945
13



SPD945
14

Rockworth

G2 New

Umi : Sofa



UMI157 01 UMI157 02 UMI157 03 UMI157 04

G2 New

Vivi : Sofa



VIV146 01 VIV146 02 VIV146 03 VIV146 04 VIV146 05 VIV146 06



VIV146 07

G3

Zebra : Sofa Myraid Only



Ruby 05 Sapphire 08 Citrin 09 Emerald 10



EDGE-BANDING



Noce nagaro Cherry capucino Oak 69A Shimo ash



Avinion Storm black Charcoal Gracier Ice white

HANDLE



C-Type I-Type T-Type U-Type

METAL

Powder Coated Steel




Arabica black FB Charcoal FE Mouse grey FD Pearl silver FS Alpine white FW



Fire orange FO Moss green FG Ocean blue FU Rose Pink FP

LEATHER

: Executive Chair / Sofa



Mocha Black Dark grey Whisky Ivory White

P1 VINYL


: Executive Chair / Sofa



Sand JU 01 Ivory JU 16 Tan JU 18 Khaki JU 19 Taupe JU 20 Brunette JU 03 Walnut JU 24



Cinnamon JU 04 Burgundy Brown JU 02 Merlot JU 11 Tangerine JU 21 Royal Blue JU 22 Navy Blue JU 23 Wood JU 05



White JU 15 Black JU 13 Dark Chocolate JU 26 Cafe JU 12 Smoke JU 25

ACRYLIC



Clear Frosted white

GLASS



Black GB White GW

POLYCARBONATE



Tea Marine Clear

ECOLOGY & THE ENVIRONMENT

We have a green soul

we understand the difference of steps toward the sustainable organization, and realize that we can only achieve this by working together with everyone in our company. in order to achieve our goals we have implemented an environmental management system based on the iso standard, which allows for a comprehensive approach to ecology.



ANSI/BIFMA

The Business and Institution
Furniture Manufacturer's Association.



SCS INDOOR AIR QUALITY

Certify to the most transparent Indoor Air
Quality (IAQ) standard for furniture and
building materials .



ISO 45001: 2018
Specifies requirement for an
occupational health and
safety management system



ISO 9001: 2015
Specific requirements for
a quality management
system



ISO 14001: 2015
Gives the requirements for
environmental management
systems



ISO 50001: 2011
Energy management system

Unlock your potential, access your best work



Our purpose is more important than ever as we work together to create a better world of work.

At Rockworth, creating a satisfyingly efficient workplace in which people can cultivate their potential is at the heart of what we do. Because we know that an inspiring workspace is important both for employee well-being and organization performance. Our focus is sustainable products that help people to work better and learn better.

Rockworth is about people, driven by purpose. We believe that an inspiring workspace increases the joy of work, comfort, wellbeing and productivity.

We design and create furniture for the modern workspace, with the needs of employees in mind. We offer a variety of modern, durable and functional solutions. Our products are designed to serve the needs of people at work that supports a better way of working, collaboration and socializing. Every working day.



Rockworth®