



# J18

THE SOLUTIONS FOR COMFORTS

This chair automatically adjusts the tilting intensity according to the user's weight and body shape, and features a lumbar support with dual levers for more precise lower back support. The J1 chair retains its signature clean lines, while incorporating a more compact design and improved features, delivering an upgraded comfort experience compared to the original J1.



## Auto-Adjusting Tilting Mechanism

The weight-responsive tilt automatically adjusts the tilt resistance based on the user's weight. The tilting angle can be adjusted in 4-stage, allowing you to set it according to your work mode.

### 01

#### Lumbar Adjustment

The backrest pad can be moved vertically to adjust the height, while the lumbar levers on both sides allow for 3-stage depth adjustment in both left and right directions.

\*Height Adjustment (40 mm) /  
Depth Adjustment (10 mm)

### 02

#### Seat Depth Adjustment

The seat depth can be adjusted through the button at the lower right corner. (50 mm)

\*Available only with lumbar support option.



01



02

SPECIFICATION

**J18G110L**  
678 \* 562 \* 1110  
(SEAT HEIGHT : 425-568)

Headrest height adjustment (self-tension)  
Lumbar Support Height / Depth Adjustment  
Armrest Height / front & back / left & right Adjustment  
Seat Depth Adjustment  
4-Stage Multi-Point Locking Adjustment












**J18G110M**  
678 \* 544 \* 940  
(SEAT HEIGHT : 425-568)

Lumbar Support Height / Depth Adjustment  
Armrest Height / front & back / left & right Adjustment  
Seat Depth Adjustment  
4-Stage Multi-Point Locking Adjustment



COLOR & MATERIAL

Frame	Backrest - Mesh	Seat - Fabric
		
White	Gray	Black
		
Black	Black	Red
		
		Beige
		
		Blue
		
		Gray

