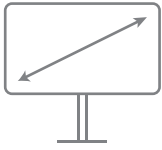




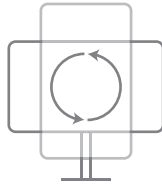
FEATURES



Monitor Size Supportable

17" - 38"

(Monitor size for reference only;
Weight supportable should be key factor)



Monitor Pivot Range

360°



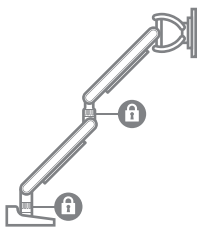
Monitor Weight Supportable

**3 - 11kg
(6.6 - 24.2lbs)**



VESA Compliance

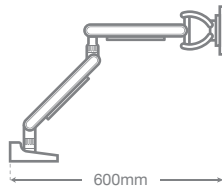
**75mm²
& 100mm²**



Arm Swivel Range (CW/CCW)²

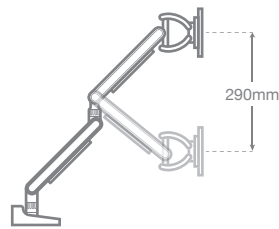
180° / 360°

(With 180° lock-out feature to
protect walls and screens)



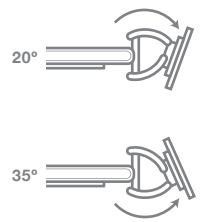
Extended Arm Reach (From Desk Edge)

600mm



Vertical Arm Adjustment Range

290mm



Monitor Tilt Range

**Forward 20°
& Backward 35°**

Quick Release for VESA Attachment :

For ease of monitor replacement

Quick Release for Mounting Attachment :

For ease of transition to crossbar mounting

Warranty Period :

Limited 10 years

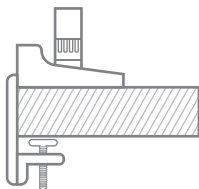
Sustainability :

29% recycled and 99% recyclable content

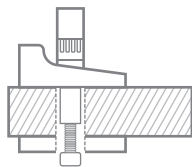
Cable Management :

Semi concealed within upper and lower arm

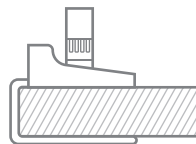
TYPES OF CLAMPS



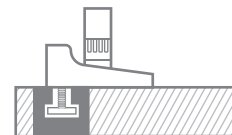
**2-PIECE
CLAMP**



**BOLT THRU
CLAMP**

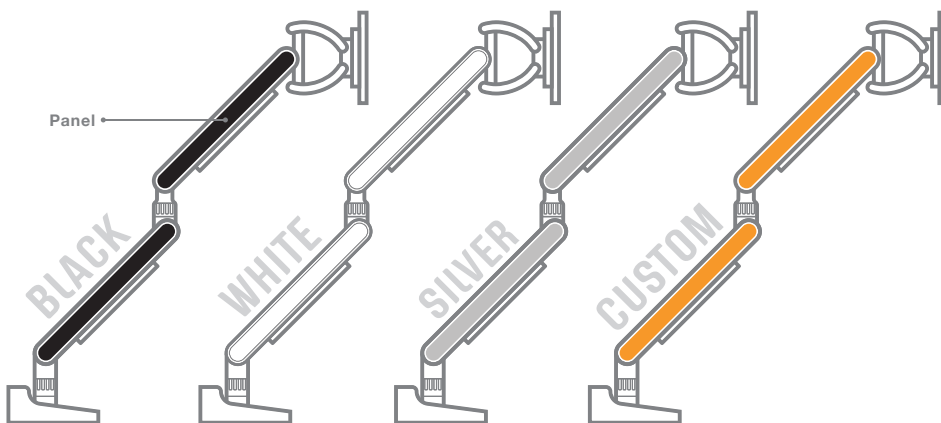



**TOP DOWN
CLAMP**



**UNIVERSAL
RAIL**

BODY COLOURS



MAGNETIC PANELS

