

**Rockworth**<sup>®</sup>  
Working progress

# A.line S.89

Maximizing the usage  
of space and function .

[rockworth.com](http://rockworth.com)



ARCHITECTURE FOR THE WORK PLACE. DISTINCTIVELY MODERN FOR THE PERFECTLY CALIBRATED OPEN PLAN AND PRIVATE OFFICE ENVIRONMENT. CONCEIVED WITH SUSTAINABLE DESIGN AND MANUFACTURING PRACTICES IN MIND, IT FEATURES AN OVERALL SENSE OF OPENNESS AND LEVERAGES A RICH MATERIAL PALETTE.

# THE MAKING OF

# a.LINE

Recently, Panel system has been used in variety of purpose, such as, privacy purpose, cable management purpose, partitioning of team purpose and etc. From all of these cases the function of panel system that has been used the most is privacy purpose; therefore, slim panel is invented to solve the privacy solution. Even though it solves the privacy solution, but it does not support and fulfill the needs in workstation.

**a.LINE**, the slim edge panel, provides a maximum of space utilization and privacy but yet supports technology. The slimness of **a.LINE** provides a light and clean atmosphere, which is necessary for today's business environment.

**a.LINE** offers the alternate of the used of vertical space utilization for accessories either on its top cap or function tile. The design of **a.LINE** is bold and simple but full of function and supports wide variety of working experience.

## WHAT WE HAVE STUDIED

- How to make the slim edge panel to support cable management.
- How to support more vertical space utilization.
- Installation timing is becoming more significant in reconfiguration due to the rush in today's business.
- Aesthetic and atmosphere to influence the effectiveness of working performance.
- How to support space planner for better horizontal space utilization.
- How to well integrated and organized.
- Collaboration is becoming more significant in office atmosphere.

AND THESE SOLUTIONS WERE ALREADY IN YOUR HANDS.





06

Traditional cubical

08

Team of teams

10

Transparent privacy



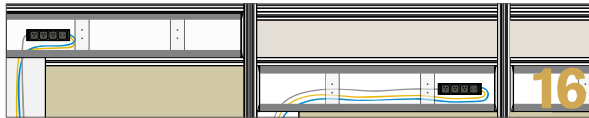
12

Accomplish more with less



14

Features



16

Wiring management

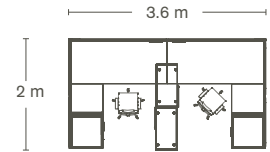
18

Versatility





# TRADITIONAL CUBICLE




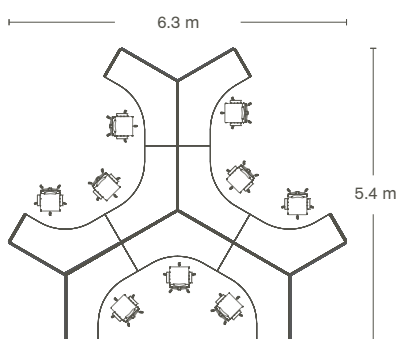
The variety of panel width, it creates a seamless aesthetic atmosphere in the office yet full of usage. Traditional yet supports technology both above and below worksurface, assist the accession of power outlet for both laptop and desktop users.

Designed to provide the ultimate transactional workspace environment, **a.LINE** workstation configuration creates a defined private work area, promoting concentrative work while making the maximum use of limited space. This configuration allows high-density work. The cluster can be extended linearly, while zigzag cluster configuration provides additional workstation to support non-transactional office activity.

# TEAM OF TEAMS



In one office, there are different departments; therefore the appropriation of partitioning for each department is influential issue for space planning and office layout management. The right area for the departments may create a better the flow of working process and reduce the time lost from delivering message from one department to another.





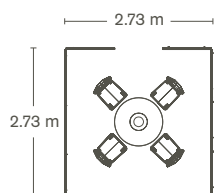
This 120 degree workspace is designed by a mobile workforce providing comfortable and functional workplaces with the cable capacity for modern workforces. The intelligently designed systems components and accessories are ideally suited to facilitate interactive and transactional work.

# TRANSPARENT PRIVACY



Thoughtfully and stylishly design, the systems provide the-state-of-the-art work areas that are comfortable and easy to use. An ideal choice is to use a.LINE's full glazed element panel provide privacy and definition of space, while allowing light harvesting and the sense of openness.

The full glazed element aesthetic offers a transparent looks that makes the area seemed spacious. The usage of day light instead of electric light reduces the amount of the use of energy.







# ACCOMPLISH MORE WITH LESS



LESS



LEAN as a back-boned wall can bring maximum plug-in capacity right to either above or below the desktop where you need it most. Cabling and support can be consolidated in the back-boned wall, while a.LINE provides a privacy and coordinated design aesthetics look for various configuration.

The combination of LEAN and a.LINE generates assortment of possibilities in assembling workstation. The aggregation of both stackable tile frame and monolithic tile frame provides almost infinite of capabilities in making aesthetic atmosphere and extend the functions.

▼ **H-PROFILE TRIM**

Vertical space utilization with the thoughtfully design, **a.LINE** can combine with accessories on top cap and function tile up on sustainability of working lifestyle, "H-profile."



◀ **SCREEN CLAMP**

**a.LINE** comes in between privacy and communication. It creates a light and clean atmosphere in office environment.



▲ **CONTINUOUS GRIDLINES**

Gridline of **LEAN** and **a.LINE** are perfectly matched to create an integration of both panel systems as one.



▲ **ABOVE FACE MOUNTED OUTLET**

Power, data and voice outlets are face mounted along the panel above worksurface. It is placed within the reach of hand. Its cable management system has ability to accommodate high usage levels of both power and data.



▲ **SIDE CABINET**

Side cabinet provides a better work flow of accessing to the cabinet while working without interruption.

◀ **LEG & BASE TRIM PANEL**

In order to create a right privacy in the workstation either enclosed with base trim or transparent feel with leg panel combined by a thoughtful engineering process to make both heights even.



# FEATURES



## ◀ GLAZED PANEL & MARKER BOARD

**a.LINE** translucent aesthetic for privacy but containing the use of day light to create a better office atmosphere and energy saving with glass panel. Glazed marker board creates privacy yet translucent environment and full of function.



## ▲ BELOW FACE MOUNTED OUTLET

Power, data and voice outlets are face mounted along the panel below worksurface. It is placed within the reach of hand. Its cable management system has ability to accommodate high usage levels of both power and data.



## ▲ POWER BELT

Power Belt is for supporting the wiring management available with above and below worksurface power accession suitable for both desktop and laptop users.



## ▲ PERSONAL STORAGE

People tend to store their personal belongings in the office for their convenience.



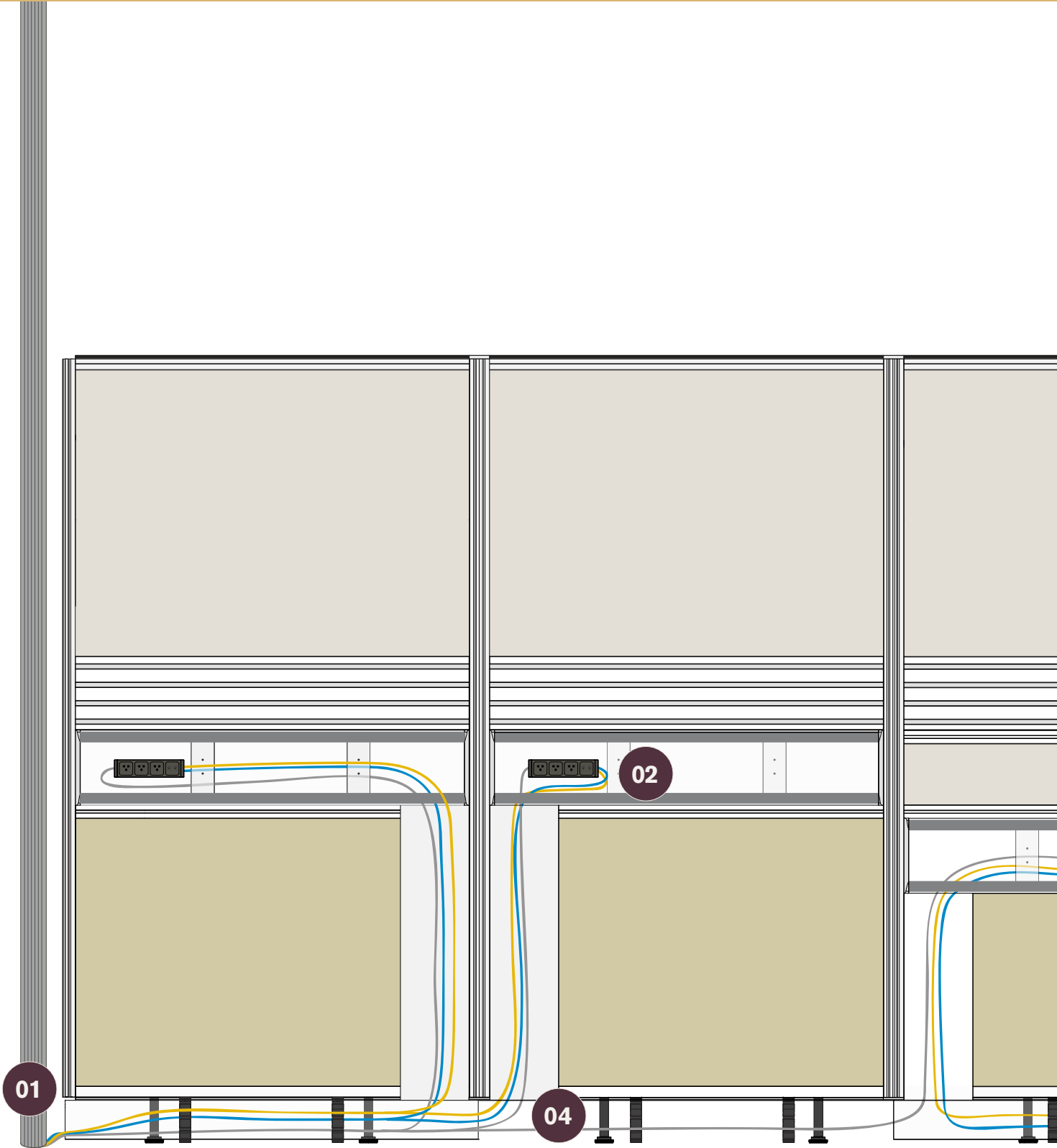
## ▲ HYBRID CONNECTING SYSTEMS

Stabilized hybrid system and thoughtful combining grid with **a.LINE**.

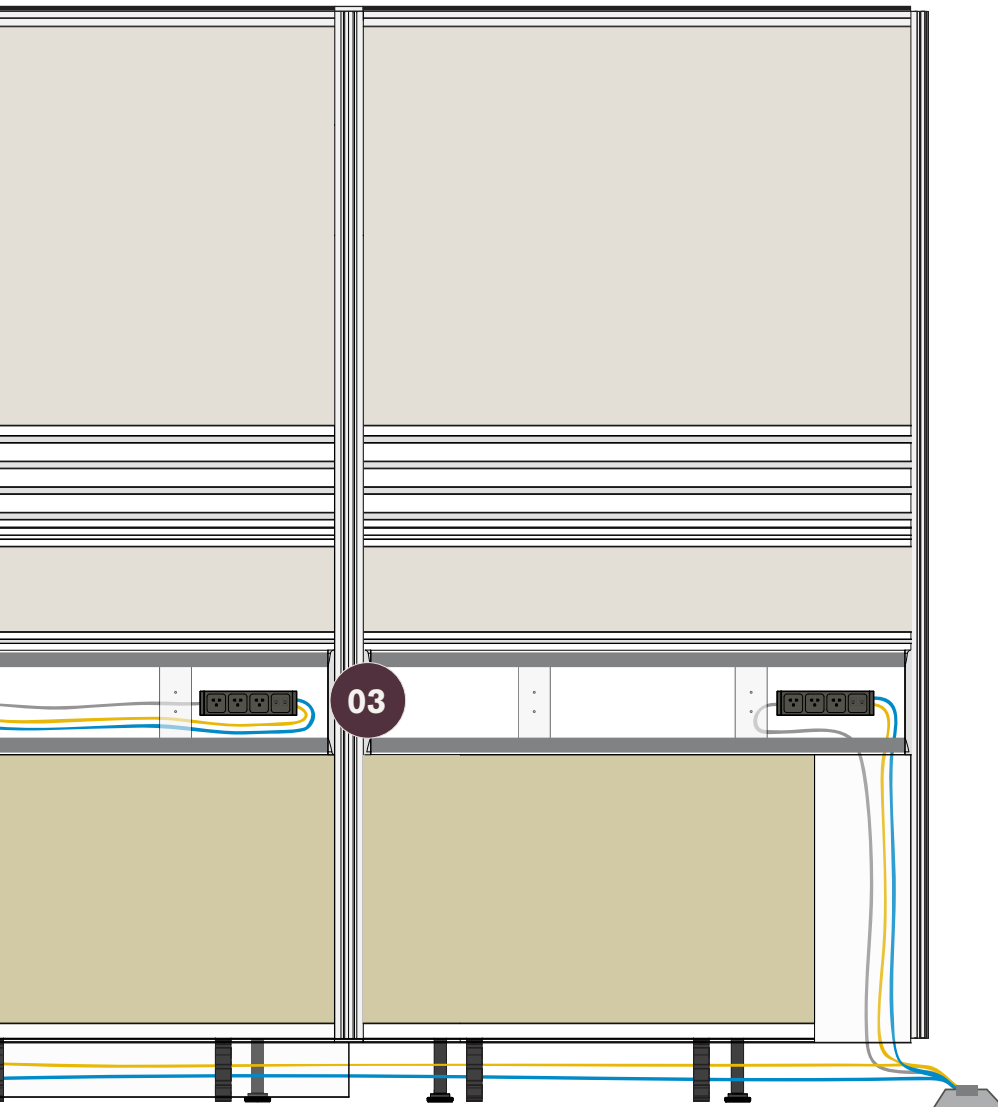


## ◀ FUNCTION TILE

Increase the vertical space utilization with the function tile, which is designed to save space on your worktop and provide ease of hanging accessories.



# WIRING MANAGEMENT



## 01

### POWER POLE

Power pole is suitable for ceiling feed cable management structure. The cable will pass through power pole into the base of the partition. The pole divider, which power and data cable will be divided power and communication cable is included.

## 02

### ABOVE WORKSURFACE POWER ACCESS

Above power access box suitable in the situation that the users need to plug equipment in and out frequently such as laptop.

## 03

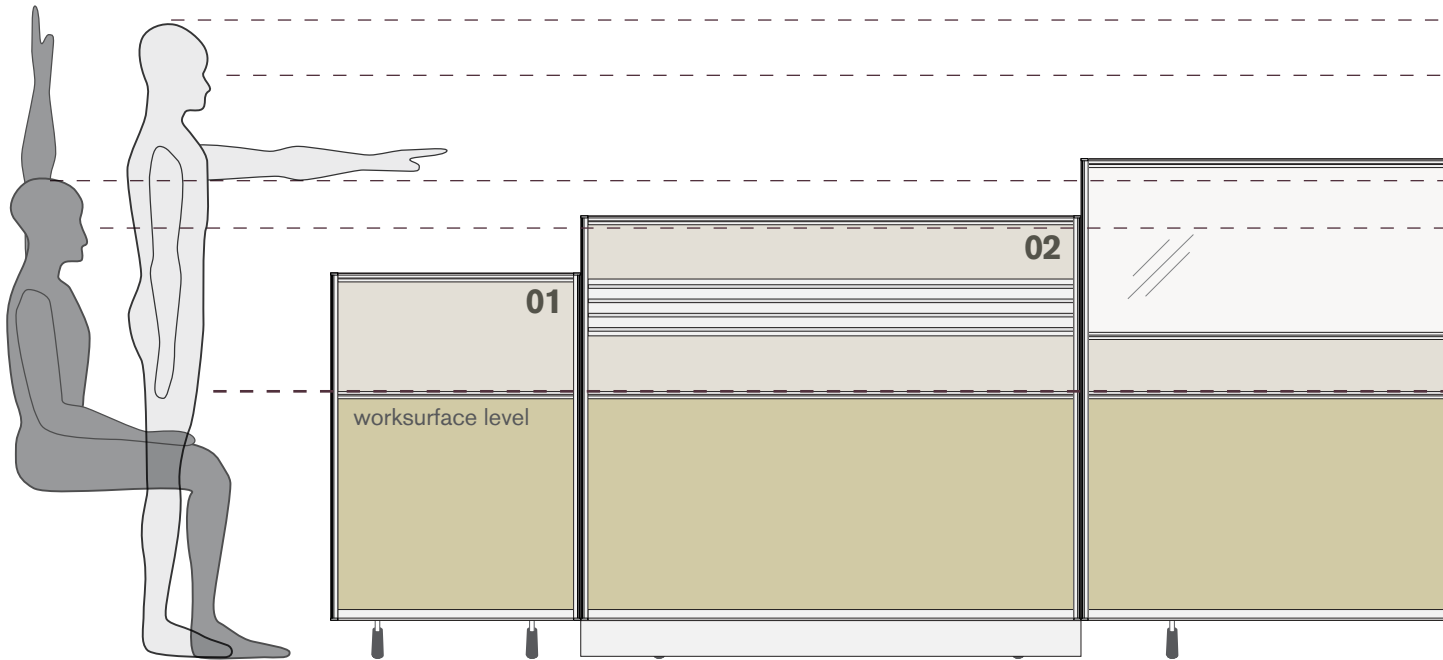
### BELOW WORKSURFACE POWER ACCESS

Below worksurface power access box suitable for equipment that rarely plug in and out such as desktop, which creates more room on the working surface from all the wires.

## 04

### FLOOR LEVEL WIRING CHANNEL

Base trim provides an entry for cable management at floor level.



## AVAILABLE HEIGHTS & WIDTHS

**Heights:** 1072, 1232, 1392, 1552, 1712 mm.

**Widths:** 600, 700, 750, 800, 900, 1000, 1200, 1400, 1500, 1600, 1800 mm.

## SAMPLE HEIGHTS & WIDTHS

**01.** H: 1072 mm  
W: 700 mm

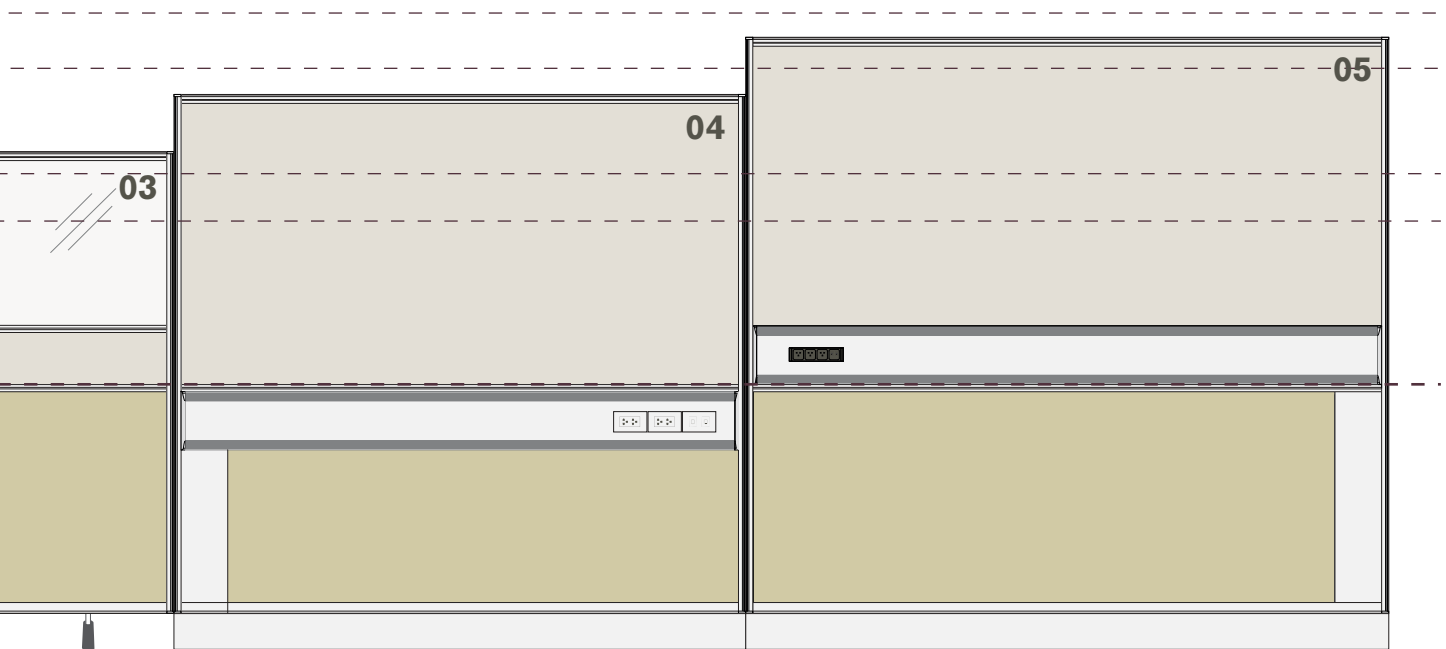
**04.** H: 1552 mm  
W: 1600 mm

**02.** H: 1232 mm  
W: 1400 mm

**05.** H: 1712 mm  
W: 1800 mm

**03.** H: 1392 mm  
W: 1500 mm

# VERSATILITY



## SIGNIFICANCE OF HEIGHTS

**01**

### PARTIAL SEATED PRIVACY

Partial seated privacy provides privacy but allows the communication to flow while seated, suitable for reception area and workstation that frequently communicate with others.

**02**

### EYE LEVEL SEATED PRIVACY

Eye level seated privacy creates enough privacy while working in the workstation but still be able to communicate with other while seated.

**03**

### FULL SEATED PRIVACY

Full seated privacy accommodates full privacy while seated for greater concentration of working experience.

**04**

### PARTIAL STANDING PRIVACY

Partial standing privacy brings up the privacy level to provide greater privacy and yet be able to collaborate while standing.

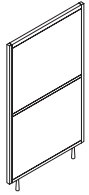
**05**

### EYE LEVEL STANDING PRIVACY


Eye level standing privacy presents the full privacy in the workstation, however still provide enough room for air circulation.

---

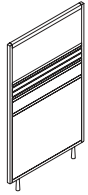
### Monolithic Panel with Leg



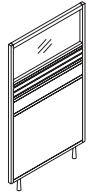
Monolithic panel



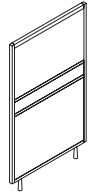
Leg panel with glass



Leg panel with function tile



Leg panel with function tile and glass



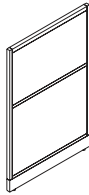
Leg panel with marker board



Monolithic glass with leg panel

---

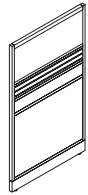
### Monolithic Panel with Base Trim



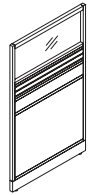
Base trim panel



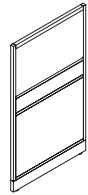
Base trim panel with glass



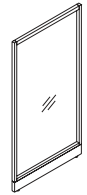
Base trim panel with function tile



Base trim panel with function tile and glass



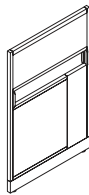
Base trim panel with marker board



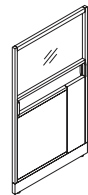
Monolithic glass with base trim panel

---

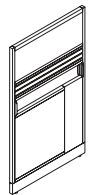
### Base Trim Panel with Above and Below Surface Power Access



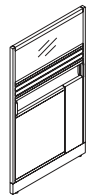
Power access base trim panel



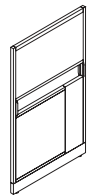
Power access with glass panel



Power access with function tile panel



Power access with function tile and glass panel

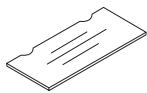


Power access with marker board panel

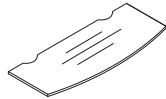


---

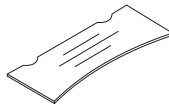
## Work Surface



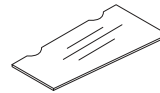
Rectangular



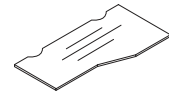
Rectangular swell



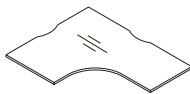
Rectangular inverse swell



Transition wedge



Transition curvilinear



Corner 90° wrap-around



Corner 135° wrap-around 90°



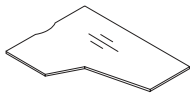
Corner 135° wrap-around 135°



D-shaped convergent



P-shaped convergent wrap-around



P-shaped convergent angled



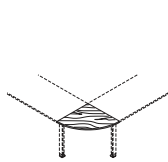
P-shaped convergent jetty



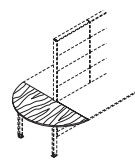
P-shaped convergent circle

---

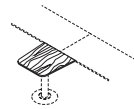
## Work Surface Extension



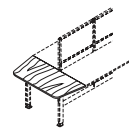
Tear drop



Semi-circular end top



Key end single top



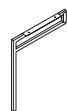
Key end double top

---

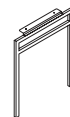
## Work Surface Support



Single shared leg



Single side support leg



Double support leg



Single shared leg with bracket support



Circle support leg

---



# Step toward the green

We will design our products,  
processing and building for  
the environment.



It has been over a few years that **ROCKWORTH** has studied the consequences to the environment caused by our business. The study is conducted not only within our organization but also to our customers, suppliers and other environmental specialists.

**WE UNDERSTAND** the difference of steps toward the sustainable organization and realize that we can only achieve this by working together with everyone in our company. Starting from product design, production through delivery and installation.

**IN THE JOURNEY OF** sustainable business and environmental friendly, we continuously focus on the following development and improvement.

- Our products meet or exceed applicable legal requirements and other requirement related to the environment aspects of the organization.
- We are continuously improving performance focus on preventing pollution, reducing waste and reducing consumption of non-renewable energy.
- We are implementing technologies to efficiently use of energy resources.
- We design, process and produce our products for the environment.
- We promote environmental knowledge and awareness.

# Rockworth®

Working progress

© 2018 Rockworth Public  
Company Limited.

[rockworth.com](http://rockworth.com)

Get in touch to learn more about  
our product range or how we can  
help improve your client's working  
environment.



Thailand Headquarters  
Rockworth Public Company  
Limited  
294-300 Asoke-Dindaeng Rd.  
Huaykwang, Bangkok 10320  
Thailand

SAARC Regional Office: India  
Rockworth Systems Furniture  
India Pvt. Ltd.  
No. 800 West, R1-South, Sri City  
SEZ-Processing Area, Irugulam  
Post, Satyavedu Mandal, Chittoor  
District-517588, Andhra Pradesh  
India

MEA Regional Office: Dubai  
Rockworth Systems Furniture  
Middle East FZE  
P.O. Box: 14662 Dubai,  
United Arab Emirates

T. +66 2 246 8888  
F. +66 2 247 8899  
E. [sales@rockworth.com](mailto:sales@rockworth.com)

T. +9180 4098 5438  
E. [sales@rockworthinternational.com](mailto:sales@rockworthinternational.com)

T. +9715 0457 8032  
E. [sales@rockworthinternational.com](mailto:sales@rockworthinternational.com)